



IDTA 02026-1-0

Provision of 3D Models

June 2024

SPECIFICATION

Submodel Template of the
Asset Administration Shell



Submodel Template

IDTA approved

- 100% AAS compliant
- Consistent & interoperable
- Released by the AAS experts

Imprint

Publisher

Industrial Digital Twin Association
Lyoner Straße 18
60528 Frankfurt am Main
Germany
<https://www.industrialdigitaltwin.org/>

Version history

Date	Version	Comments
2024-06-14	1.0	Release of the official Submodel template published by IDTA.

Contents

1	General	12
1.1	About this document	12
1.2	Scope of the Submodel	12
1.3	Relevant standards for the Submodel template	12
1.4	Use cases, requirements and design decisions	13
1.4.1	Use Cases	13
1.4.2	Requirements.....	14
1.4.3	Design decisions.....	14
2	SMT IDTA 02026 – Provision of 3D Models.....	15
2.1	Approach.....	15
2.2	Data Model – Provision Of 3D Models	17
2.2.1	[SM] Models3D	17
2.2.2	[SMC] File	19
2.2.3	[SMC] Capability	66
2.2.4	[SMC] Geometry	76
2.3	Predefined ValueLists.....	101
2.4	Common SubmodelElements [SME] within SMT Provision of 3D Models	110
Annex A.	Explanations on used table formats	124
1.	General	124
2.	Tables on Submodels and SubmodelElements.....	124
Annex B.	Application guidelines and scenarios	125
1.	Guidelines	125
1.1.	Avoid providing more 3D model files than necessary	125
1.2.	Avoid redefining geometric information	125
Annex C.	Backlog	127
Annex D.	Diagrams.....	129
	Bibliography	130

Figures

Figure 1:	Main Use Case – Overview	13
Figure 2:	UML SMT IDTA 02026-1-0 Provision of 3D Models	16
Figure 3:	[SM] IDTA 02026-1-0 – Structure overview – SMC	16
Figure 4:	[SM] IDTA 02026-1-0 – Structure overview value lists and common SME	17
Figure 5:	[SM] Model3D – Overview	17
Figure 6:	[SM] Models3D	18
Figure 7:	[SM] Models3D	18
Figure 8:	[SML][SMC] Model3D	19
Figure 9:	[SMC] File	20
Figure 10:	[SMC] File	21
Figure 11:	[SML][SMC] FileId	22
Figure 12:	[Prop] FileDomainId	23
Figure 13:	[Prop] ValueId	23
Figure 14:	[Prop] IsPrimary	24
Figure 15:	[SML][SMC] FileVersion	25
Figure 16:	[MLP] Title	27
Figure 17:	[Prop] FileName	28
Figure 18:	[Prop] FileVersionId	28
Figure 19:	[Prop] StatusValue	29
Figure 20:	[Prop] SetDate	29
Figure 21:	[SML][Ref] BasedOn	30
Figure 22:	[SML][Ref] RefersTo	31
Figure 23:	[File] PreviewFile	32
Figure 24:	[File] DigitalFile	33
Figure 25:	[SML][SMC] ExternalFile	34
Figure 26:	[Prop] ExternalUrl	35
Figure 27:	[Prop] FileIdentifier	35
Figure 28:	[SMC] HostOrganization	36
Figure 29:	[Prop] OrganizationName	37
Figure 30:	[Prop] OrganizationOfficialName	37
Figure 31:	[SML][SMC] Api	38
Figure 32:	[Prop] ApiVersion	39
Figure 33:	[Prop] ApiDocumentationUrl	39
Figure 34:	[Prop] ApiSpecificationUrl	40
Figure 35:	[SMC] FileFormat	41

Figure 36:	[Prop] FormatName	42
Figure 37:	[Prop] FormatVersion	42
Figure 38:	[Prop] FormatQualifier	43
Figure 39:	[SMC] SourceApplication	44
Figure 40:	[Prop] ApplicationName	45
Figure 41:	[Prop] ApplicationVersion	45
Figure 42:	[Prop] ApplicationQualifier	46
Figure 43:	[SML][SMC] Api	47
Figure 44:	[Prop] ApiVersion	48
Figure 45:	[Prop] ApiDocumentationUrl	48
Figure 46:	[Prop] ApiSpecificationUrl	49
Figure 47:	[SMC] VendorOrganization	50
Figure 48:	[Prop] OrganizationName	51
Figure 49:	[Prop] OrganizationOfficialName	52
Figure 50:	[SMC] ProvidingOrganization	53
Figure 51:	[Prop] OrganizationName	54
Figure 52:	[Prop] OrganizationOfficialName	54
Figure 53:	[SML][SMC] ConsumingApplication	55
Figure 54:	[Prop] ApplicationName	56
Figure 55:	[Prop] ApplicationVersion	56
Figure 56:	[Prop] ApplicationQualifier	57
Figure 57:	[SML][SMC] Api	58
Figure 58:	[Prop] ApiVersion	59
Figure 59:	[Prop] ApiDocumentation	59
Figure 60:	[Prop] ApiSpecificationUrl	60
Figure 61:	[SMC] VendorOrganization	61
Figure 62:	[Prop] OrganizationName	62
Figure 63:	[Prop] OrganizationOfficialName	63
Figure 64:	[SML][SMC] FileClassification	64
Figure 65:	[Prop] ClassId	65
Figure 66:	[MLP] ClassName	65
Figure 67:	[Prop] ClassificationSystem	66
Figure 68:	[SMC] Capability	66
Figure 69:	[SMC] Capability	67
Figure 70:	[SML][Prop] PosModelPurpose	68
Figure 71:	[SML][Prop] NegModelPurpose	69
Figure 72:	[Prop] EmbeddedInfo	70
Figure 73:	[SML][Prop] State	71

Figure 74:	[Prop] ObjectType	72
Figure 75:	[Prop] Origin	73
Figure 76:	[SMC] Simplification	74
Figure 77:	[Prop] Description	75
Figure 78:	[SML][Prop] ReducedElements	75
Figure 79:	[Ref] DerivedFrom	76
Figure 80:	[SMC] Geometry	76
Figure 81:	[SMC] Geometry	77
Figure 82:	[Prop] Representation	78
Figure 83:	[Prop] LengthUnit	78
Figure 84:	[SML][SMC] CartBoundingBox	79
Figure 85:	[Prop] BoundingBoxKind	80
Figure 86:	[SMC] CartRefSystem	81
Figure 87:	[SMC] CartOffsetVector	82
Figure 88:	[Prop] X	83
Figure 89:	[Prop] Y	84
Figure 90:	[Prop] Z	85
Figure 91:	[SML][SMC] NormOrientationVector	86
Figure 92:	[Prop] X	87
Figure 93:	[Prop] Y	88
Figure 94:	[Prop] Z	89
Figure 95:	[SMC] CartBoundingVector	90
Figure 96:	[Prop] X	91
Figure 97:	[Prop] Y	92
Figure 98:	[Prop] Z	93
Figure 99:	[SML][SMC] CartRefSystem	94
Figure 100:	[SMC] CartOffsetVector	95
Figure 101:	[Prop] X	96
Figure 102:	[Prop] Y	96
Figure 103:	[Prop] Z	97
Figure 104:	[SML][SMC] NormOrientationVector	98
Figure 105:	[Prop] X	99
Figure 106:	[Prop] Y	100
Figure 107:	[Prop] Z	101
Figure 108:	Predefined ValueLists – Overview	101
Figure 109:	ValueList – ObjectType	102
Figure 110:	ValueList – Origin	103
Figure 111:	ValueList – EmbeddedInfo	104

Figure 112:	ValueList – State	105
Figure 113:	ValueList – ModelPurpose	106
Figure 114:	ValueList – ReducedElements	107
Figure 115:	ValueList – StatusValue	108
Figure 116:	ValueList – Representation	109
Figure 117:	ValueList – BoundingBoxKind	110
Figure 118:	Common SubmodelElements [SME] within [SMT] Provision of 3D Models – Overview	110
Figure 119:	CommonSubmodelElement [SMC] Application	111
Figure 120:	CommonSubmodelElement [Prop] ApplicationName	112
Figure 121:	CommonSubmodelElement [Prop] ApplicationVersion	112
Figure 122:	CommonSubmodelElement [Prop] ApplicationQualifier	113
Figure 123:	CommonSubmodelElement [SMC] Api	114
Figure 124:	CommonSubmodelElement [Prop] ApiVersion	115
Figure 125:	CommonSubmodelElement [Prop] ApiDocumentationUrl	115
Figure 126:	CommonSubmodelElement [Prop] ApiSpecificationUrl	116
Figure 127:	CommonSubmodelElement [SMC] Organization	117
Figure 128:	CommonSubmodelElement [Prop] OrganizationName	118
Figure 129:	CommonSubmodelElement [Prop] OrganizationOfficialName	118
Figure 130:	CommonSubmodelElement [Prop] ModelPurpose	119
Figure 131:	CommonSubmodelElement [SMC] CartRefSystem	120
Figure 132:	CommonSubmodelElement [SMC] CartVector	121
Figure 133:	CommonSubmodelElement [Prop] X	122
Figure 134:	CommonSubmodelElement [Prop] Y	122
Figure 135:	CommonSubmodelElement [Prop] Z	123
Figure 136:	UML SMT IDTA 02026-1-0 Provision of 3D Models – enlarged	129

Tables

Table 1:	Package Overview	15
Table 2:	[SM] Models3D	18
Table 3:	[SML][SMC] Model3D	19
Table 4:	[SMC] File	21
Table 5:	[SML][SMC] FileId	22
Table 6:	[Prop] FileDomainId	23
Table 7:	[Prop] ValueId	23
Table 8:	[Prop] IsPrimary	24
Table 9:	[SML][SMC] FileVersion	25
Table 10:	[MLP] Title	27
Table 11:	[Prop] FileName	28
Table 12:	[Prop] FileVersionId	28
Table 13:	[Prop] StatusValue	29
Table 14:	[Prop] SetDate	29
Table 15:	[SML][Ref] BasedOn	30
Table 16:	[SML][Ref] RefersTo	31
Table 17:	[File] PreviewFile	32
Table 18:	[File] DigitalFile	33
Table 19:	[SML][SMC] ExternalFile	34
Table 20:	[Prop] ExternalUrl	35
Table 21:	[Prop] FileIdentifier	35
Table 22:	[SMC] HostOrganization	36
Table 23:	[Prop] OrganizationName	37
Table 24:	[Prop] OrganizationOfficialName	37
Table 25:	[SML][SMC] Api	38
Table 26:	[Prop] ApiVersion	39
Table 27:	[Prop] ApiDocumentationUrl	39
Table 28:	[Prop] ApiSpecificationUrl	40
Table 29:	[SMC] FileFormat	41
Table 30:	[Prop] FormatName	42
Table 31:	[Prop] FormatVersion	42
Table 32:	[Prop] FormatQualifier	43
Table 33:	[SMC] SourceApplication	44
Table 34:	[Prop] ApplicationName	45
Table 35:	[Prop] ApplicationVersion	45

Table 36:	[Prop] ApplicationQualifier	46
Table 37:	[SML][SMC] Api	47
Table 38:	[Prop] ApiVersion	48
Table 39:	[Prop] ApiDocumentationUrl	48
Table 40:	[Prop] ApiSpecificationUrl	49
Table 41:	[SMC] VendorOrganization	50
Table 42:	[Prop] OrganizationName	51
Table 43:	[Prop] OrganizationOfficialName	52
Table 44:	[SMC] ProvidingOrganization	53
Table 45:	[Prop] OrganizationName	54
Table 46:	[Prop] OrganizationOfficialName	54
Table 47:	[SML][SMC] ConsumingApplication	55
Table 48:	[Prop] ApplicationName	56
Table 49:	[Prop] ApplicationVersion	56
Table 50:	[Prop] ApplicationQualifier	57
Table 51:	[SML][SMC] Api	58
Table 52:	[Prop] ApiVersion	59
Table 53:	[Prop] ApiDocumentation	59
Table 54:	[Prop] ApiSpecificationUrl	60
Table 55:	[SMC] VendorOrganization	61
Table 56:	[Prop] OrganizationName	62
Table 57:	[Prop] OrganizationOfficialName	63
Table 58:	[SML][SMC] FileClassification	64
Table 59:	[Prop] ClassId	65
Table 60:	[MLP] ClassName	65
Table 61:	[Prop] ClassificationSystem	66
Table 62:	[SMC] Capability	67
Table 63:	[SML][Prop] PosModelPurpose	68
Table 64:	[SML][Prop] NegModelPurpose	69
Table 65:	[SML][Prop] EmbeddedInfo	70
Table 66:	[SML][Prop] State	71
Table 67:	[Prop] ObjectType	72
Table 68:	[Prop] Origin	73
Table 69:	[SMC] Simplification	74
Table 70:	[Prop] Description	75
Table 71:	[SML][Prop] ReducedElements	75
Table 72:	[Ref] DerivedFrom	76
Table 73:	[SMC] Geometry	77

Table 74:	[Prop] Representation	78
Table 75:	[Prop] LengthUnit	78
Table 76:	[SML][SMC] CartBoundingBox	79
Table 77:	[Prop] BoundingBoxKind	80
Table 78:	[SMC] CartRefSystem	81
Table 79:	[SMC] CartOffsetVector	82
Table 80:	[Prop] X	83
Table 81:	[Prop] Y	84
Table 82:	[Prop] Z	85
Table 83:	[SML][SMC] NormOrientationVector	86
Table 84:	[Prop] X	87
Table 85:	[Prop] Y	88
Table 86:	[Prop] Z	89
Table 87:	[SMC] CartBoundingVector	90
Table 88:	[Prop] X	91
Table 89:	[Prop] Y	92
Table 90:	[Prop] Z	93
Table 91:	[SML][SMC] CartRefSystem	94
Table 92:	[SMC] CartOffsetVector	95
Table 93:	[Prop] X	96
Table 94:	[Prop] Y	96
Table 95:	[Prop] Z	97
Table 96:	[SML][SMC] NormOrientationVector	98
Table 97:	[Prop] X	99
Table 98:	[Prop] Y	100
Table 99:	[Prop] Z	101
Table 100:	ValueList – ObjectType	102
Table 101:	ValueList – Origin	103
Table 102:	ValueList – EmbeddedInfo	104
Table 103:	ValueList – State	105
Table 104:	ValueList – ModelPurpose	106
Table 105:	ValueList – ReducedElements	107
Table 106:	ValueList – StatusValue	108
Table 107:	ValueList – Representation	109
Table 108:	ValueList – BoundingBoxKind	110
Table 109:	CommonSubmodelElement [SMC] Application	111
Table 110:	CommonSubmodelElement [Prop] ApplicationName	112
Table 111:	CommonSubmodelElement [Prop] ApplicationVersion	112

Table 112:	CommonSubmodelElement [Prop] ApplicationQualifier	113
Table 113:	CommonSubmodelElement [SMC] Api	114
Table 114:	CommonSubmodelElement [Prop] ApiVersion.....	115
Table 115:	CommonSubmodelElement [Prop] ApiDocumentationUrl	115
Table 116:	CommonSubmodelElement [Prop] ApiSpecificationUrl.....	116
Table 117:	CommonSubmodelElement [SMC] Organization	117
Table 118:	CommonSubmodelElement [Prop] OrganizationOfficialName	118
Table 119:	CommonSubmodelElement [Prop] OrganizationOfficialName	118
Table 120:	CommonSubmodelElement [Prop] ModelPurpose	119
Table 121:	CommonSubmodelElement [SMC] CartRefSystem	120
Table 122:	CommonSubmodelElement [SMC] CartVector	121
Table 123:	CommonSubmodelElement [Prop] X.....	122
Table 124:	CommonSubmodelElement [Prop] Y.....	122
Table 125:	CommonSubmodelElement [Prop] Z	123
Table 126:	Backlog	127

1 General

1.1 About this document

This document is a part of a specification series. Each part specifies the contents of a Submodel template for the Asset Administration Shell (AAS). The AAS is described in [1], [2], [3] and [6]. First exemplary Submodel contents were described in [4], while the actual format of this document was derived by the "Administration Shell in Practice" [5]. The format aims to be very concise, giving only minimal necessary information for applying a Submodel template, while leaving deeper descriptions and specification of concepts, structures and mapping to the respective documents [1] to [6].

The target group of the specification are developers and editors of technical documentation and manufacturer information, which are describing assets in smart manufacturing by means of the Asset Administration Shell (AAS) and therefore need to create a Submodel instance with a hierarchy of SubmodelElements. This document especially details on the question, which SubmodelElements with which semantic identification shall be used for this purpose.

1.2 Scope of the Submodel

The general Scope of the specification IDTA SMT 020026 "Provision of 3D Models" with the Submodel "Models3D" aims to provide enough meta data to find the right file, to integrate the file in the right way and to do plausibility checks. The file can be either provided within the Submodel itself or, as recommended, with a link to an online file source. This Submodel should complement the existing 3D model file formats and is not meant to replace or redefine them. Nevertheless, meta data that is seen as relevant during the exchange (provision, search, integration) of 3D models but is not harmonized across the various 3D formats will be in the scope of this Submodel. Based on the experience of different stakeholders of the working group "Provision of 3D Models", for various reasons, there is still the demand for different 3D file formats, be it based on standards like ISO 10303 or proprietary software formats. The scope is based on the implemented use cases and might be extended in future versions of the AAS Submodel Template "Provision of 3D Models". The [SM] "Models 3D" is suitable for Asset Administration Shells (AAS) of the kind type and instance.

In short: the scope of the SubmodelTemplate IDTA 020026 "Provision of 3D Models" with the Submodel "Models3D" is the provision of 3D Models by complementing and not redefining the existing 3D Model formats themselves.

1.3 Relevant standards for the Submodel template

IDTA SubmodelTemplates:

- SMT IDTA 02004-1-2 "Handover Documentation" with [SM] "HandoverDocumentation"
 - basis for [SMC] "File" to provide and classify the 3D model file
- SMT IDTA 02005-1-0 "Provision of Simulation Models" with [SM] "SimulationModels"
 - general structure in first layers: [SM] "XModels" contains many [SMC] "XModel"
 - naming convention of SMT for further generic purposes "Provision of X Models", with "X" as a generic model type
 - concept of [SMC] "SimPurpose" as generic SME "PosModelPurpose" and "NegModelPurpose" respectively
 - concept of "value lists"

1.4 Use cases, requirements and design decisions

The SubmodelTemplate IDTA 02026 “Provision of 3D Models” with the [SM] “Models3D” is developed by the working group consisting of different stakeholders, such as machine builder, component supplier, CAD tool vendors, e-catalog and configurator vendors, as well as researchers.

1.4.1 Use Cases

The main aim of the SMT IDTA 02026 “Provision of 3D Models” is to enable customers to integrate the right 3D Model file – of the Asset of interest – that is suitable for their specific tool landscape. Figure 1 shows the overview of the main Use Cases. To do so, a supplier needs to provide the model file and meta data either directly to a customer or via a third party (catalogues, libraries, marketplaces) – further described in Use Case 1. A customer needs to search for the right model and integrate it with other [SM] for the corresponding Asset – further described in Use Case 2.

An overview of the issues elaborated from the use case discussions developed by the working group of the SMT IDTA 02026 “Provision of 3D Models” are stated in the backlog in Annex C.

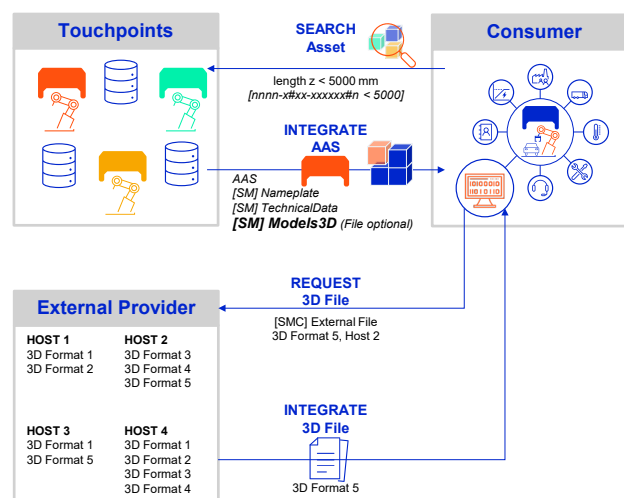


Figure 1: Main Use Case – Overview

Use Case 1: Search the right Asset

A customer shall be enabled to search the right Asset based on meta data specified in the [SM] Models3D. This could be e.g., some geometric information or some specific capability the 3D file needs to have.

Use Case 2: Integrate the AAS

The meta data needs to be integrated into the right places of the customers system landscape. Target systems are 3D model related systems (CAD, PLM, PDM, Simulation). The provision of a 3D model file here is optional (see use case 3: request 3D File).

Use Case 3: Request 3D model file

The meta data shall describe how to retrieve a specific file format from different external providers. This should also address the topic that not every available 3D model file format should be put inside the AASX package.

Use Case 4: Integrate 3D model file

The meta data shall support the integration of the 3D model file into the system landscape.

1.4.2 Requirements

Geometry

The scope of this [SM] is not to redefine 3D file formats but to complement them to support the provision, search, and integration of the file, regardless of the file format itself. Only a very basic set of geometric information will be given to provide information about bounding boxes without opening the file itself.

Reusability

One major approach is to model the structure of [SMC] as generic as possible to increase the degree of reusability within the Submodel itself, but also with the goal to be reused in other Submodels or at least to reuse modeling approaches and therefore reduce the adaption and integration effort of the SMT. The uniqueness is then given by the Semantic ID of each SME. To make it easier to follow this concept, two additional packages inside the UML diagram were introduced: "SME | Common" for common and reusable SME modeling approaches as well as "ValueLists | ValueLists" for values that should be used for some properties with a defined semantic. It is important to note, that this use of "ValueLists | ValueLists" and the "SME | Common" are not covered by the meta model of the Asset Administration Shell and therefore not a technical part of the implementation. Packages are also no part of the meta model of the Asset Administration Shell and used in the UML class diagrams to show a conceptual distinction between the main [SMC] and to support the reusability of concepts for further Submodel developments.

Type AAS and Instance AAS

The asset represented by the AAS is of kind "type" or "instance".

1.4.3 Design decisions

Bill of materials (BOM)

The [SM] "Models3D" does not rely on the SMT IDTA 02011 "Hierarchical Structures enabling Bills of Material" with the [SM] "HierarchicalStructures", or similar. The scope of the [SM] "Models3D" is to provide 3D model files of every kind (e.g., part or assembly) and a basic set of geometric information, but not enough to define the interfaces between the different kinds as this will remain within the 3D model files itself. Therefore, a direct reference to the [SM] "HierarchicalStructures" is not implemented.

Geometry

Since the geometry should remain in general in the 3D model file itself, a basic description of bounding boxes and the possibility to add reference vectors as part of the [SM] "Models3D" is seen as a benefit especially in terms of plausibility checks. To keep it simple it is based on cartesian coordinates only.

File provision

Concepts of the SMT IDTA 02004-1-2 "Handover Documentation" with the [SM] "HandoverDocumentation", as well as SMT IDTA 02005-1-0 "Provision of Simulation Models" with [SM] "SimulationModels" are suitable for the provision of 3D Models as well. Therefore, based on the first levels structure of [SM] "SimulationModels", a major part of the [SM] "HandoverDocumentation" is reused and adapted for the provision of the 3D model file or an external link to 3D model files.

2 SMT IDTA 02026 – Provision of 3D Models

2.1 Approach

Starting from the prioritized use case list, three main Submodel Element Collections [SMC] related to a 3D model were defined, that are in general independent of each other: File, Capability, Geometry. These three [SMC] were then developed further, all under the consideration of existing Submodels. Furthermore, the Submodel Element Collections [SMC] File and [SMC] Capability together with the [SM] Model3D and [SMC] Models3D are grouped to the package “SME | ProvisionOfModels” as the structure might be applied in future [SM] developments to the provision of other models.

As mentioned in 1.4.2 Requirements, the packages “ValueLists | ValueLists” and “SME | Common” are introduced to support the reusability of concepts and values. Important to note that these elements are not part of the technical implementation. Elements of and relations to the package “ValueLists | ValueLists” are shown in green color and elements of and relations to the package “SME | Common” are shown in turquoise color. Elements and relations of both packages mentioned before are shown – besides the regular [SME] – at the beginning of each main [SMC] chapter. Table 1 gives an overview of the packages.

Table 1: Package Overview

Package Name	Description@en	Chapter	Part of SM	Color
SME ProvisionOfModels	Contains the [SM] Models3D as well as the [SMC] “File” and “Capability” with the general purpose to provide a model and support provision, search, and integration of it.	2.2.1 2.2.2 2.2.3	yes	Blue #0026CC
SME Geometry	Contains the [SMC] “Geometry” with basic set of geometric cartesian vectors and further properties to describe bounding boxes and reference points.	2.2.4	yes	Blue #0026CC
SME Common	Contains SMEs that are reused – on a conceptual level, not on a modeling level – within the [SM] “Models3D”.	2.4	no	Grey #D1D1D1
ValueLists ValueLists	Contains lists with predefined values that should be used for the respective properties. These value lists are not part of the model. Orientation on IDTA 02005-1-0 Provision of Simulation Models chapter 2.19 Predefined values for properties.	2.3	no	Green #00F1AB

Figure 2 shows the complete UML diagram of the SMT IDTA “02026-1-0 Provision of 3D Models” including the [SM] “Model3D”, showing the grouping into packages, as well as the [SME] and connections of the packages “ValueLists | ValueLists” and “SME | Common”. Annex D shows the diagram in a larger scale. Parts of the diagram are used at the beginning of each main [SMC] chapter as well as in every [SME] table.

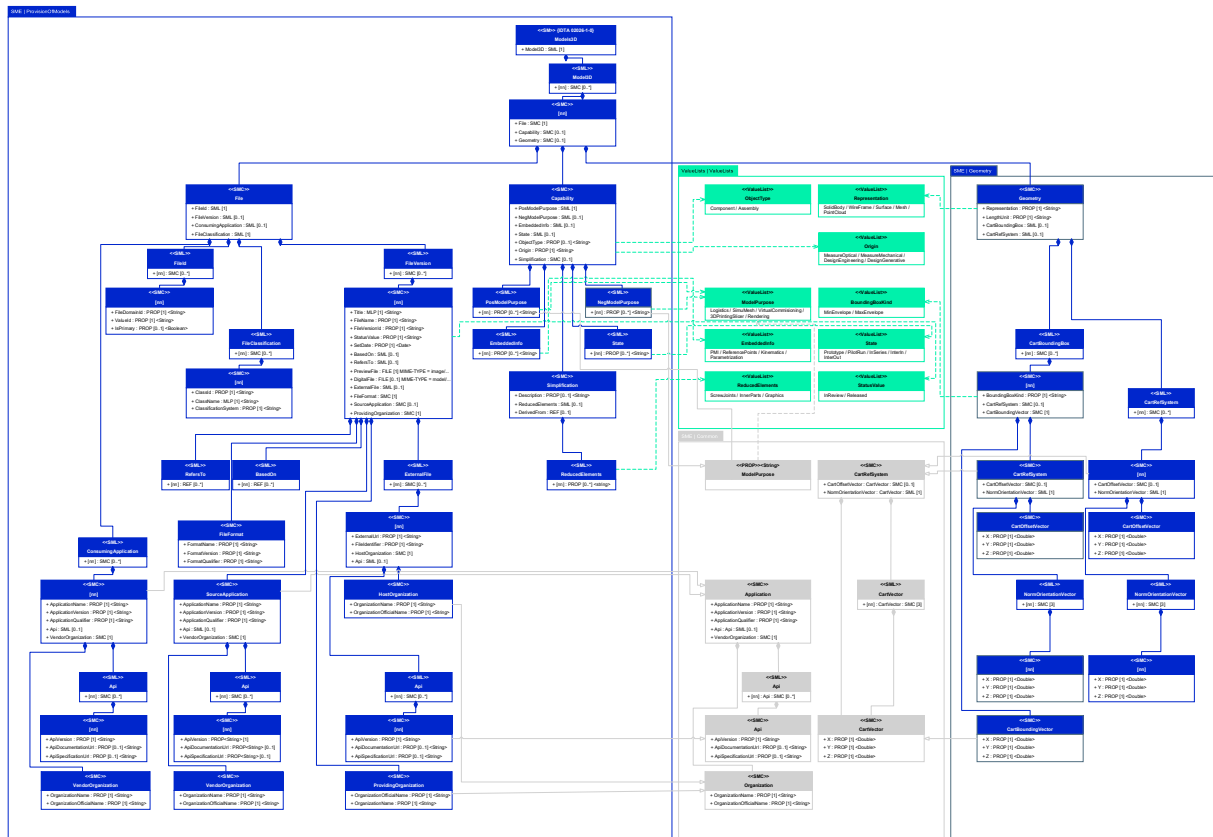


Figure 2: UML | SMT IDTA 02026-1-0 Provision of 3D Models

Figure 3 and Figure 4 show the structure overview of the [SM] “Models3D”, the value lists, as well as the common SMEs. Parts of the diagrams are used in every SME table to indicate the location of the SMEs.

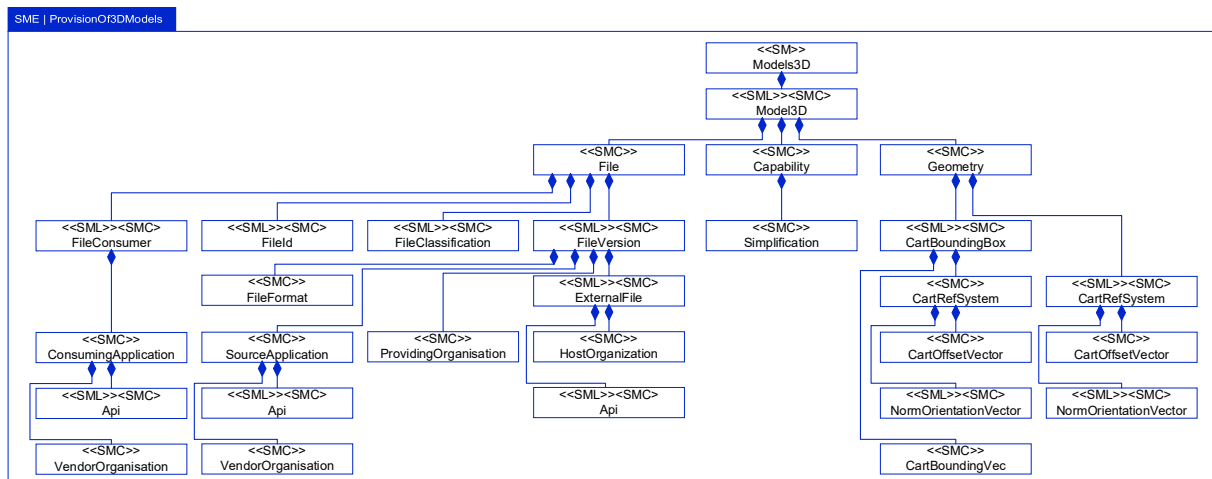


Figure 3: [SM] IDTA 02026-1-0 – Structure overview – SMC

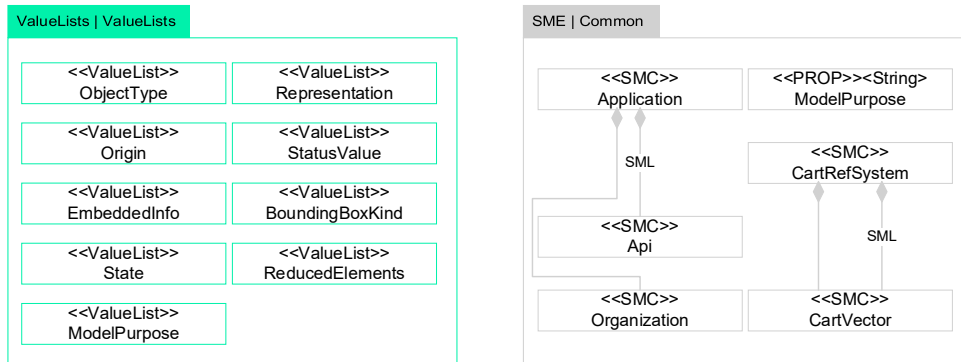


Figure 4: [SM] IDTA 02026-1-0 – Structure overview value lists and common SME

2.2 Data Model – Provision Of 3D Models

This chapter 2.2 contains the detailed description of the data model for the SMT IDTA “02026-1-0 Provision of 3D Models” including the [SM] “Model3D” as it is realized as an AAS SM. This chapter is divided into five subchapters:

- 2.2.1 – [SM] Models3D
- 2.2.2 – [SMC] File
- 2.2.3 – [SMC] Capability
- 2.2.4 – [SMC] Geometry

Predefined values for some of the properties are found in chapter 2.3.

Figure 5 shows the overview of the [SM] “Model3D”.

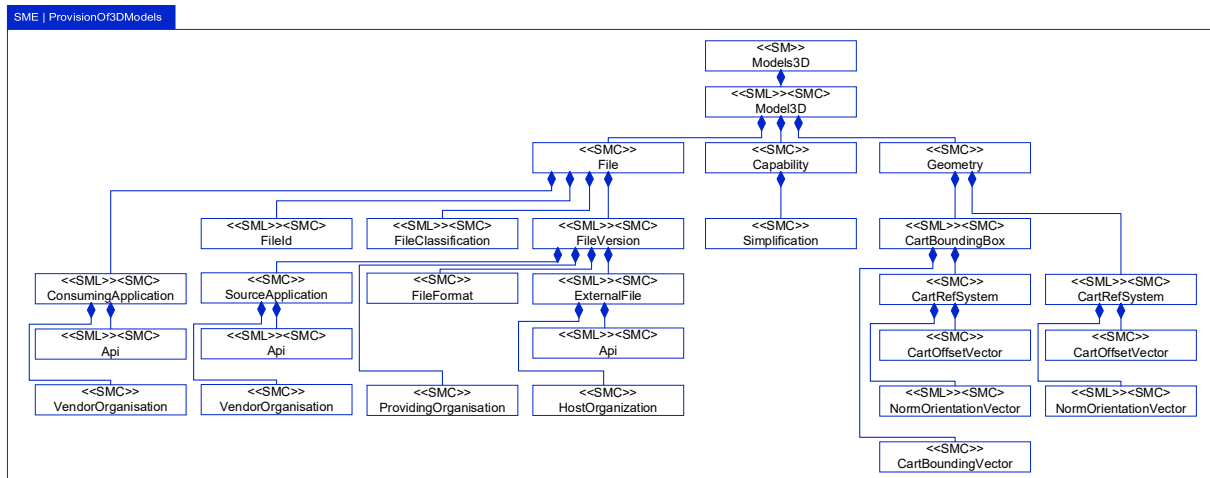


Figure 5: [SM] Model3D – Overview

2.2.1 [SM] Models3D

Figure 6 shows an overview of the first levels of the [SM] Models3D. In the chapters that follow the three Submodel Element Collections [SMC] File, [SMC] Capability and [SMC] Geometry are described in detail.

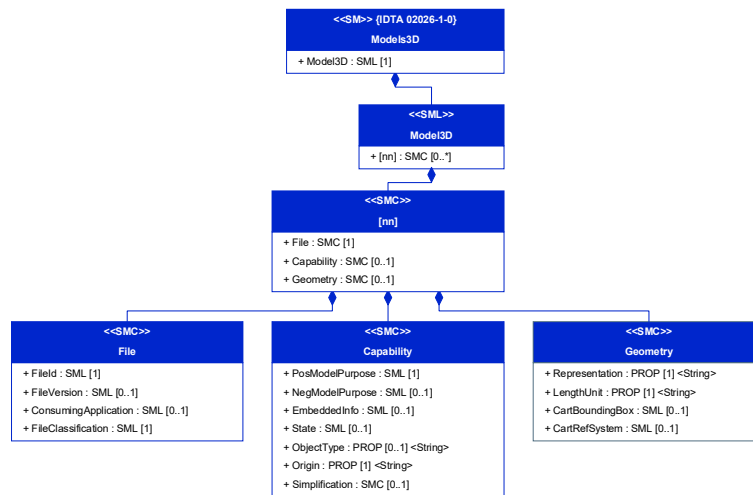


Figure 6: [SM] Models3D




Figure 7: [SM] Models3D

Table 2: [SM] Models3D

idShort:	Models3D		
Class:	Submodel [SM]		
semanticId:	[IRI] https://admin-shell.io/idta/Models3D/1/0		
Parent:	Asset Administration Shell, to which the 3D Models shall be associated to.		
Explanation:	This Submodel provides one or more 3D model files or a link to the model files, as well as meta information about them. Aim is to support the search, the integration and the usage of 3D models.		
[SME type]	semanticId = [idType]value	[valueType]	card.
idShort	Description@en	example	
[SML][SMC]	[IRI] https://admin-shell.io/idta/Models3D/Model3D/1/0	[n/a]	1
Model3D	List that contains Model3D entities.		

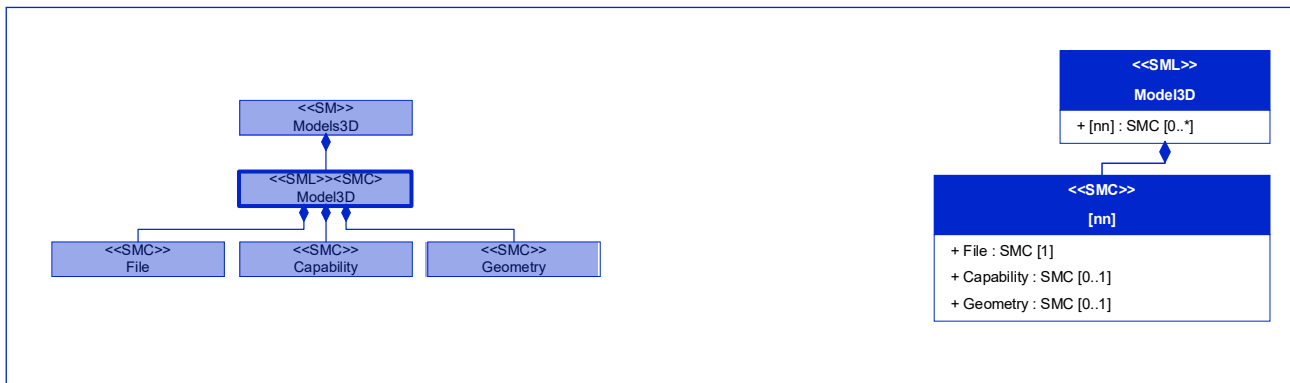


Figure 8: [SML][SMC] Model3D

Table 3: [SML][SMC] Model3D

idShort:	Model3D		
Class:	SubmodelElementList [SML] that contains SubmodelElementCollections [SMC]		
semanticId:	[IRI] https://admin-shell.io/idta/Models3D/Model3D/1/0		
Parent:	[IRI] https://admin-shell.io/idta/Models3D/1/0 Models3D		
Explanation:	List that contains Model3D entities.		
[SME type]	semanticId = [idType]value	[valueType]	card.
idShort	Description@en	example	
[SMC] File	[IRI] https://admin-shell.io/idta/Models3D/Model3D/File/1/0 Information about the model file entity. Contains the 3D model file, or external link to it.	[n/a]	1
[SMC] Capability	[IRI] https://admin-shell.io/idta/Models3D/Model3D/Capability/1/0 Information about the model capability.	[n/a]	0..1
[SMC] Geometry	[IRI] https://admin-shell.io/idta/Models3D/Model3D/Geometry/1/0 Basic geometric information of the model.	[n/a]	0..1

2.2.2 [SMC] File

The [SMC] File adapts the basic structure and SMEs of the SMT “IDTA 02004-1-2 Handover Documentation”. “IDTA 02004-1-2” is extended by SMEs that describe the source application as well as possible consuming applications of the file. Besides describing SMEs, the [SMC] FileVersion contains the 3D model file itself, as well as a preview picture. Figure 9 shows the [SMC] File as well as the conceptual connection to the [ValueLists] and [CommonSME].

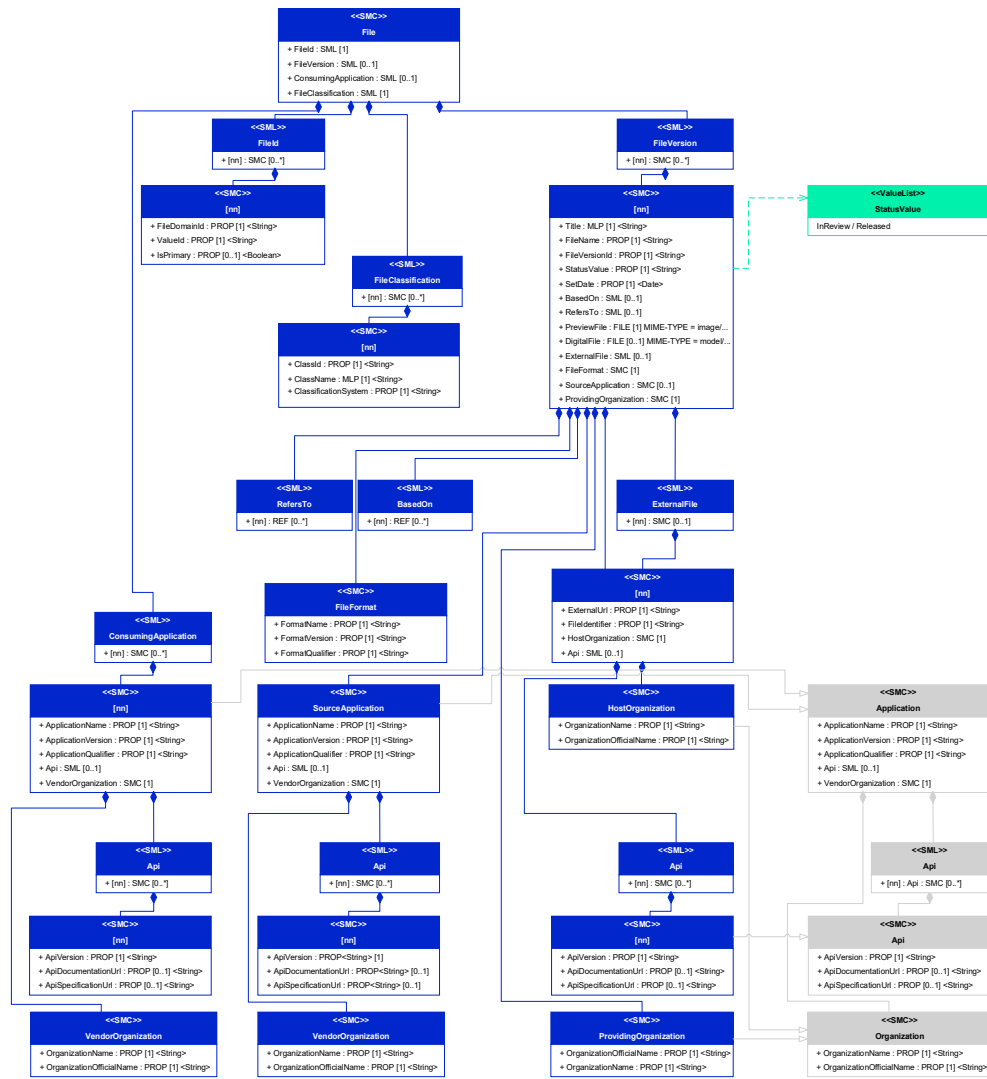


Figure 9: [SMC] File

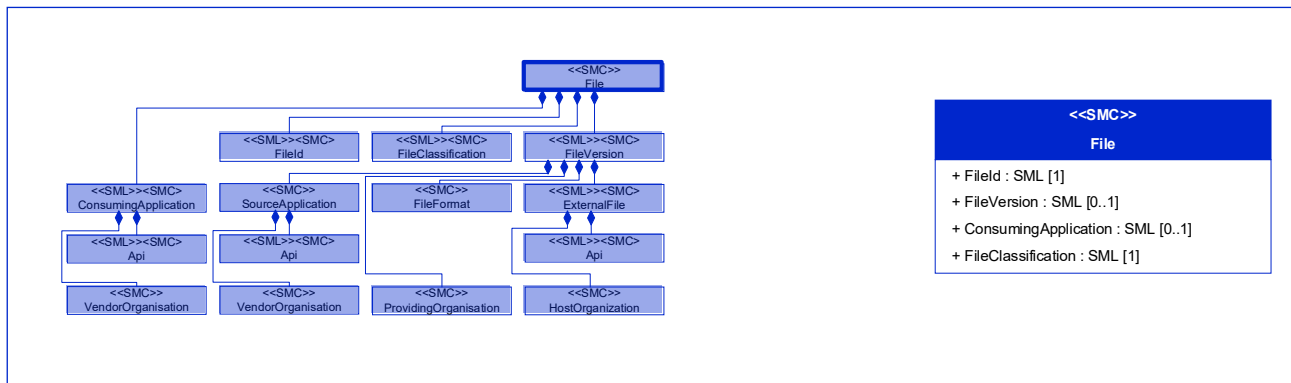


Figure 10: [SMC] File

Table 4: [SMC] File

idShort:	File		
Class:	SubmodelElementCollection [SMC]		
semanticId:	[IRI] https://admin-shell.io/idta/Models3D/Model3D/File/1/0		
Parent:	[IRI] https://admin-shell.io/idta/Models3D/Model3D/1/0 Model3D		
Explanation:	Information about the model file entity. Contains the 3D model file, or external link to it.		
[SME type]	semanticId = [idType]value	[valueType]	card.
idShort	Description@en	example	
[SML][SMC] FileId	[IRI] https://admin-shell.io/idta/Models3D/Model3D/File/FileId/1/0 List of file identifiers for the file. One ID in this collection should be used as a preferred ID (see isPrimary below).	[n/a]	1
[SML][SMC] FileVersion	[IRI] https://admin-shell.io/idta/Models3D/Model3D/File/FileVersion/1/0 Information elements of file version entities.	[n/a]	0..1
[SML][SMC] ConsumingApplication	[IRI] https://admin-shell.io/idta/Models3D/Model3D/File/ConsumingApplication/1/0 List of information about the intended consuming applications of the 3D model.	[n/a]	0..1
[SML][SMC] FileClassification	[IRI] https://admin-shell.io/idta/Models3D/Model3D/File/FileClassification/1/0 List of information for describing the classification of the file according to ClassificationSystems.	[n/a]	1

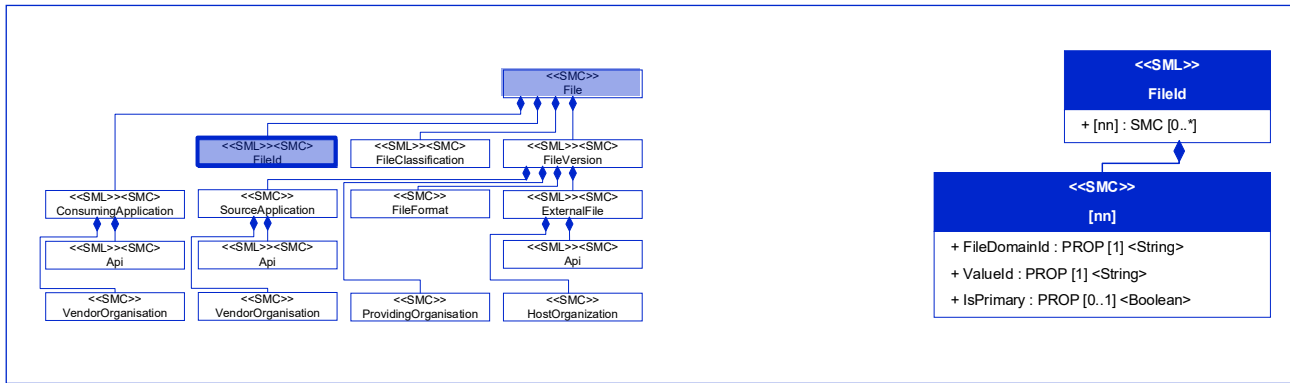


Figure 11: [SML][SMC] FileId

Table 5: [SML][SMC] FileId

idShort:	FileId		
Class:	SubmodelElementList that contains SubmodelElementCollections [SMC]		
semanticId:	[IRI] https://admin-shell.io/idta/Models3D/Model3D/File/FileId/1/0		
Parent:	[IRI] https://admin-shell.io/idta/Models3D/Model3D/File/1/0 File		
Explanation:	List of file identifiers for the file. One ID in this collection should be used as a preferred ID (see isPrimary below).		
[SME type]	semanticId = [idType]value	[valueType]	card.
idShort	Description@en	example	
[Prop] FileDomainId	[IRI] https://admin-shell.io/idta/Models3D/Model3D/File/FileId/FileDomainId/1/0 Identification of the domain in which the given ValueId is unique. The domain ID can be e.g. the name or acronym of the providing organization.	[String]	1
[Prop] ValueId	[IRI] https://admin-shell.io/idta/Models3D/Model3D/File/FileId/ValueId/1/0 Identification value of the file within a given domain, e.g. the providing organization.	[String]	1
[Prop] IsPrimary	[IRI] https://admin-shell.io/idta/Models3D/Model3D/File/FileId/IsPrimary/1/0 Flag indicating that a FileId within a collection of at least two FileIds is the 'primary' identifier for the document. This is the preferred ID of the document (commonly from the point of view of the owner of the asset).	[Boolean]	0..1

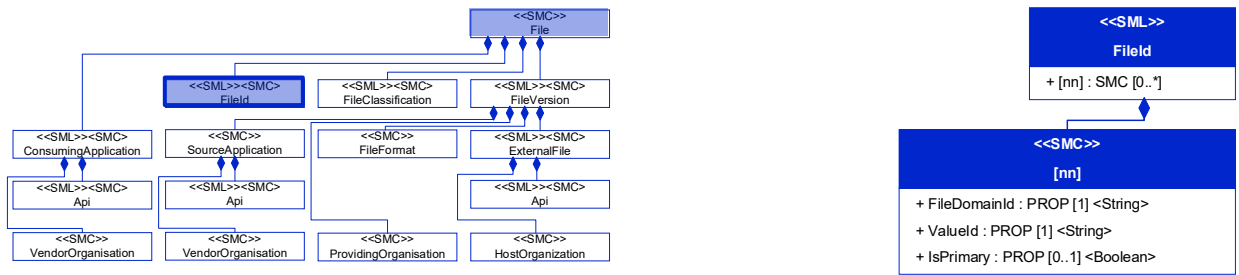


Figure 12: [Prop] FileDomainId

Table 6: [Prop] FileDomainId

idShort:	FileDomainId
Class:	Property [Prop] [String]
semanticId:	[IRI] https://admin-shell.io/idta/Models3D/Model3D/File/FileId/FileDomainId/1/0
Parent:	[IRI] https://admin-shell.io/idta/Models3D/Model3D/File/FileId1/0 FileId
Explanation:	Identification of the domain in which the given ValueId is unique. The domain ID can be e.g. the name or acronym of the providing organization.

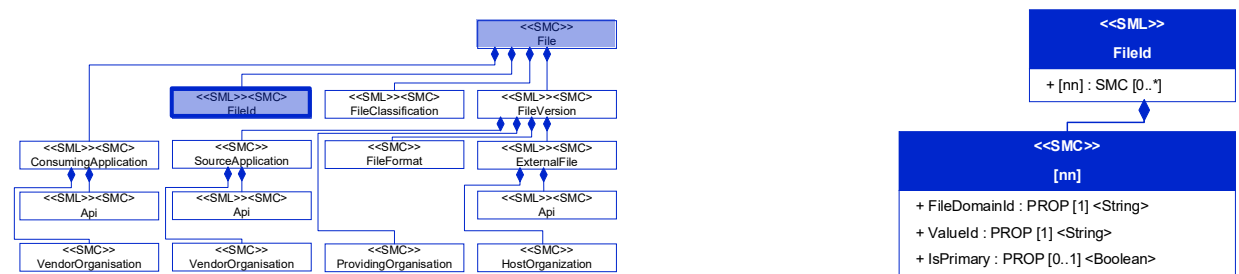


Figure 13: [Prop] Valued

Table 7: [Prop] Valued

idShort:	ValueId
Class:	Property [Prop] [String]
semanticId:	[IRI] https://admin-shell.io/idta/Models3D/Model3D/File/FileId/ValueId/1/0
Parent:	[IRI] https://admin-shell.io/idta/Models3D/Model3D/File/FileId1/0 FileId
Explanation:	Identification value of the file within a given domain, e.g. the providing organization.

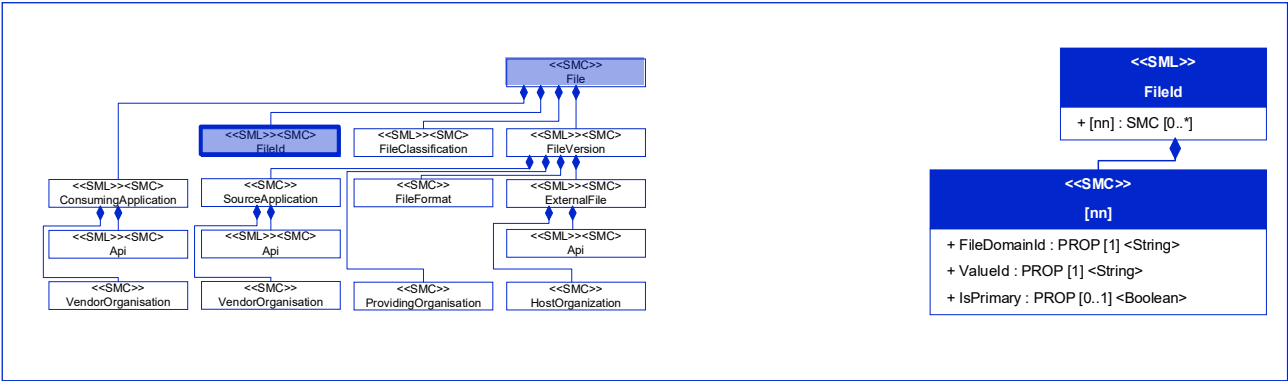


Figure 14: [Prop] IsPrimary

Table 8: [Prop] IsPrimary

idShort:	IsPrimary
Class:	Property [Prop] [Boolean]
semanticId:	[IRI] https://admin-shell.io/idta/Models3D/Model3D/File/FileId/isPrimary/1/0
Parent:	[IRI] https://admin-shell.io/idta/Models3D/Model3D/File/FileId1/0 FileId
Explanation:	Flag indicating that a FileId within a collection of at least two FileIds is the 'primary' identifier for the document. This is the preferred ID of the document (commonly from the point of view of the owner of the asset).

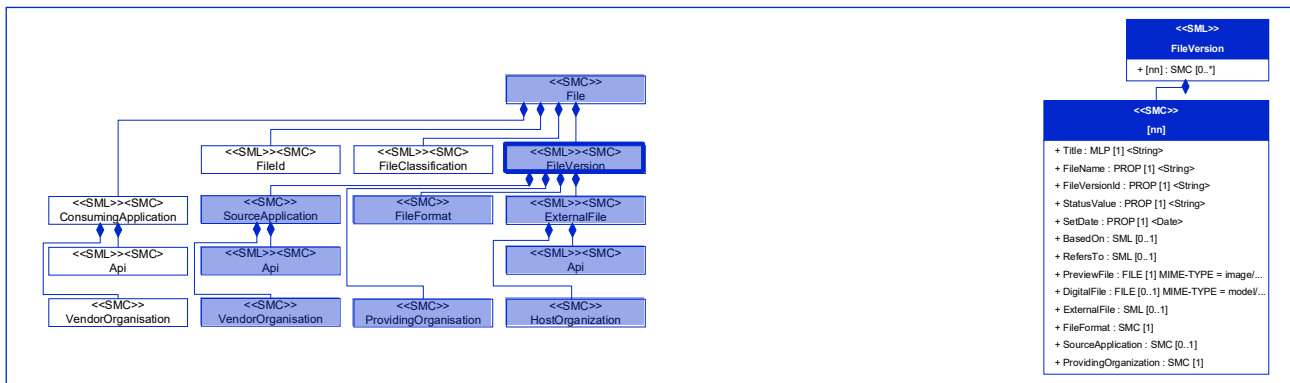


Figure 15: [SML][SMC] FileVersion

Table 9: [SML][SMC] FileVersion

idShort:	FileVersion		
Class:	SubmodelElementList [SML] that contains SubmodelElementCollections [SMC]		
semanticId:	[IRI] https://admin-shell.io/idta/Models3D/Model3D/File/FileVersion/1/0		
Parent:	[IRI] https://admin-shell.io/idta/Models3D/Model3D/File/1/0 File		
Explanation:	List of information elements of file version entities.		
[SME type]	semanticId = [idType]value	[valueType]	card.
idShort	Description@en	example	
[MLP] Title	[IRI] https://admin-shell.io/idta/Models3D/Model3D/File/FileVersion/Title/1/0 List of language-dependent titles of the file.	[String] Exemplary title@en Deutscher Titel@de	1
[Prop] FileName	[IRI] https://admin-shell.io/idta/Models3D/Model3D/File/FileVersion/FileName/1/0 Name of the file.	[String] example-name	1
[Prop] FileVersionId	[IRI] https://admin-shell.io/idta/Models3D/Model3D/File/FileVersion/FileVersionId/1/0 Unambiguous identification number of a FileVersion. Recommended versioning scheme is integer, point separated: MAJOR.MINOR.REVISION.	[String] 4.2.1	1
[Prop] StatusValue	[IRI] https://admin-shell.io/idta/Models3D/Model3D/File/FileVersion/StatusValue/1/0 Each file version represents a point in time in the file lifecycle. This status value refers to the milestones in the file lifecycle. Use ValueList – StatusValue	[String] Released	1

[Prop] SetDate	[IRI] https://admin-shell.io/idta/Models3D/Model3D/File/FileVersion/SetDate/1/0 Date when the document status was set. Format is YYYY-MM-dd.	[Date] 2020-02-06	1
[SML][Ref] BasedOn	[IRI] https://admin-shell.io/idta/Models3D/Model3D/File/FileVersion/BasedOn/1/0 List of BasedOn relationships to other 3D Files or 3D FileVersion. Typically states that the content of the file is based on another file. Both have a strong relationship. Constraint: reference targets a [SMC] "File" or a [SMC] "FileVersion".	[n/a]	0..1
[SML][Ref] RefersTo	[IRI] https://admin-shell.io/idta/Models3D/Model3D/File/FileVersion/RefersTo/1/0 List of generic RefersTo relationships to other 3D Files or 3D FileVersions. They have a loose relationship. Constraint: reference targets a [SMC] "File" or a [SMC] "FileVersion".	[n/a]	0..1
[File] PreviewFile	[IRI] https://admin-shell.io/idta/Models3D/Model3D/File/FileVersion/PreviewFile/1/0 Provides a preview image of the DocumentVersion, e.g. first page, in a commonly used image format and in low resolution (< 512 x 512 pixels). Constraint: the MIME-Type needs to match the file type. Allowed file types are JPG, PNG, BMP.	[MIME-Type = image/...]	1
[File] DigitalFile	[IRI] https://admin-shell.io/idta/Models3D/Model3D/File/FileVersion/DigitalFile/1/0 MIME-Type, file name, and file contents given by the File SubmodelElement. Preferable use "MIME-Type = model/...". If file type is not defined, use "MIME-Type = application/octet-stream"	[MIME-Type = ...]	0..1
[SML] ExternalFile	[IRI] https://admin-shell.io/idta/Models3D/Model3D/File/FileVersion/ExternalFile/1/0 Contains information to retrieve the file from an external source.	[n/a]	0..1
[SMC] FileFormat	[IRI] https://admin-shell.io/idta/Models3D/Model3D/File/FileVersion/FileFormat/1/0 Contains information about the file format.	[n/a]	1

[SMC] SourceApplication	[IRI] https://admin-shell.io/idta/Models3D/Model3D/File/FileVersion/SourceApplication/1/0 Information about the source application the 3D model originated from.	[n/a]	0..1
[SMC] ProvidingOrganization	[IRI] https://admin-shell.io/idta/Models3D/Model3D/File/FileVersion/ProvidingOrganization/1/0 Information about the model providing organization.	[n/a]	1

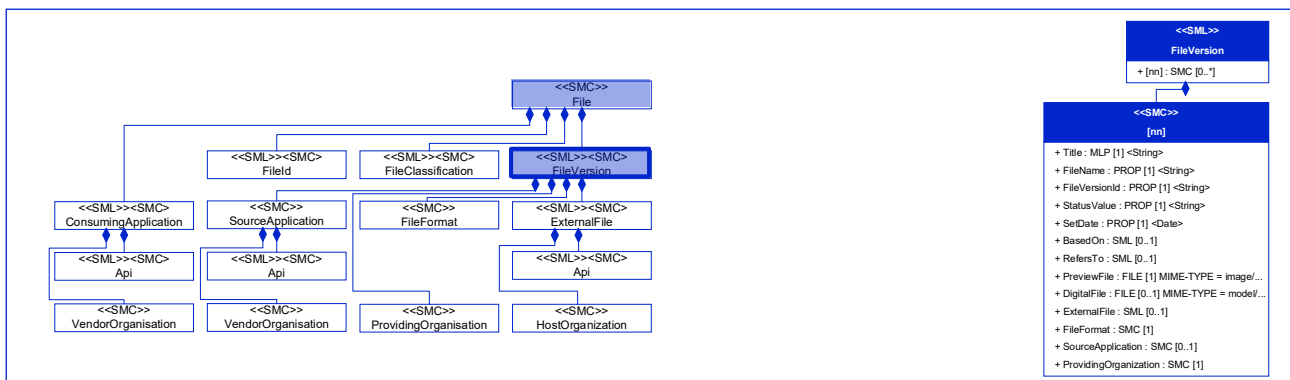


Figure 16: [MLP] Title

Table 10: [MLP] Title

idShort:	Title
Class:	MultiLanguageProperty [MLP] [String]
semanticId:	[IRI] https://admin-shell.io/idta/Models3D/Model3D/File/FileVersion/Title/1/0
Parent:	[IRI] https://admin-shell.io/idta/Models3D/Model3D/File/FileVersion/1/0 FileVersion
Explanation:	List of language-dependent titles of the file.

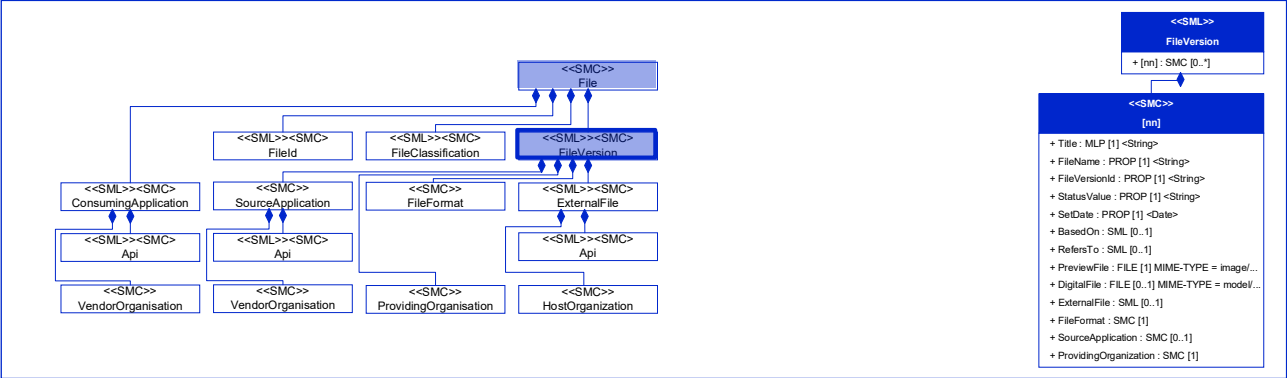


Figure 17: [Prop] FileName

Table 11: [Prop] FileName

idShort:	FileName
Class:	Property [Prop] [String]
semanticId:	[IRI] https://admin-shell.io/idta/Models3D/Model3D/File/FileVersion/FileName/1/0
Parent:	[IRI] https://admin-shell.io/idta/Models3D/Model3D/File/FileVersion/1/0 FileVersion
Explanation:	Name of the file.

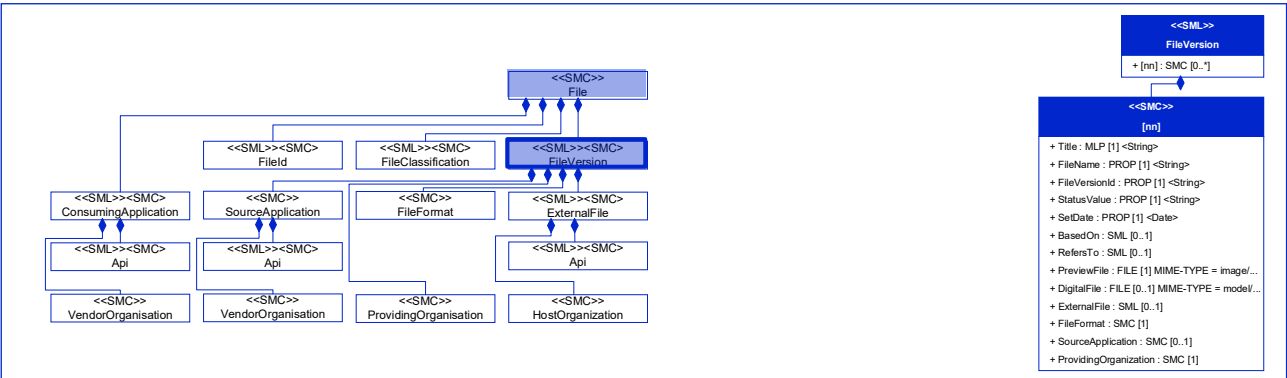


Figure 18: [Prop] FileVersionId

Table 12: [Prop] FileVersionId

idShort:	FileVersionId
Class:	Property [Prop] [Boolean]
semanticId:	[IRI] https://admin-shell.io/idta/Models3D/Model3D/File/FileVersion/FileVersionId/1/0
Parent:	[IRI] https://admin-shell.io/idta/Models3D/Model3D/File/FileVersion/1/0 FileVersion
Explanation:	Unambiguous identification number of a FileVersion. Recommended versioning scheme is integer, point separated: MAJOR.MINOR.REVISION.

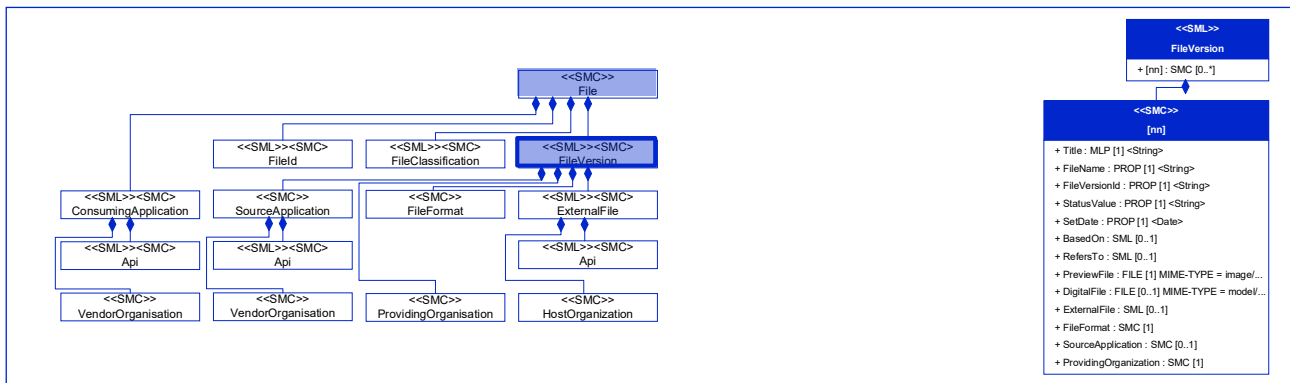


Figure 19: [Prop] StatusValue

Table 13: [Prop] StatusValue

idShort:	StatusValue
Class:	Property [Prop] [String]
semanticId:	[IRI] https://admin-shell.io/idta/Models3D/Model3D/File/FileVersion/StatusValue/1/0
Parent:	[IRI] https://admin-shell.io/idta/Models3D/Model3D/File/FileVersion/1/0 FileVersion
Explanation:	Each file version represents a point in time in the file lifecycle. This status value refers to the milestones in the file lifecycle. Use ValueList – StatusValue

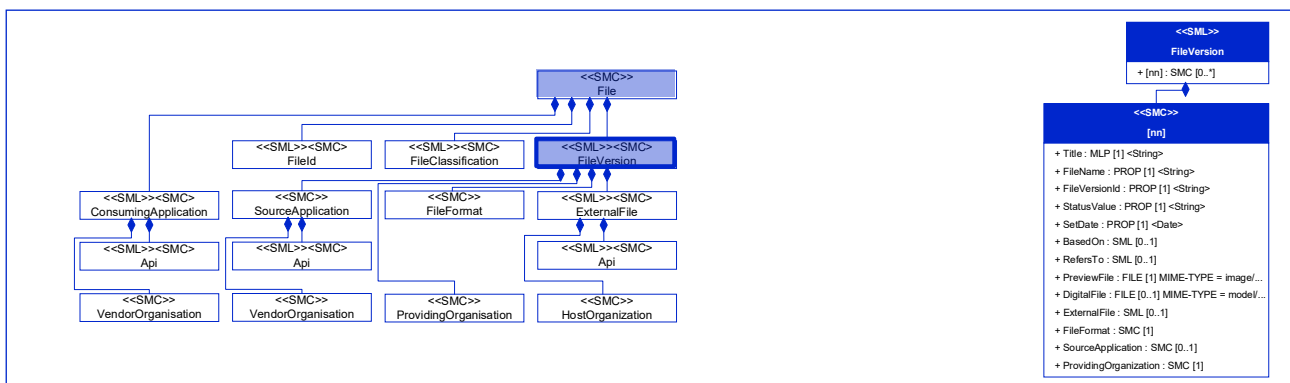


Figure 20: [Prop] SetDate

Table 14: [Prop] SetDate

idShort:	SetDate
Class:	Property [Prop] [Date]
semanticId:	[IRI] https://admin-shell.io/idta/Models3D/Model3D/File/FileVersion/SetDate/1/0
Parent:	[IRI] https://admin-shell.io/idta/Models3D/Model3D/File/FileVersion/1/0 FileVersion
Explanation:	Date when the document status was set. Format is YYYY-MM-dd.

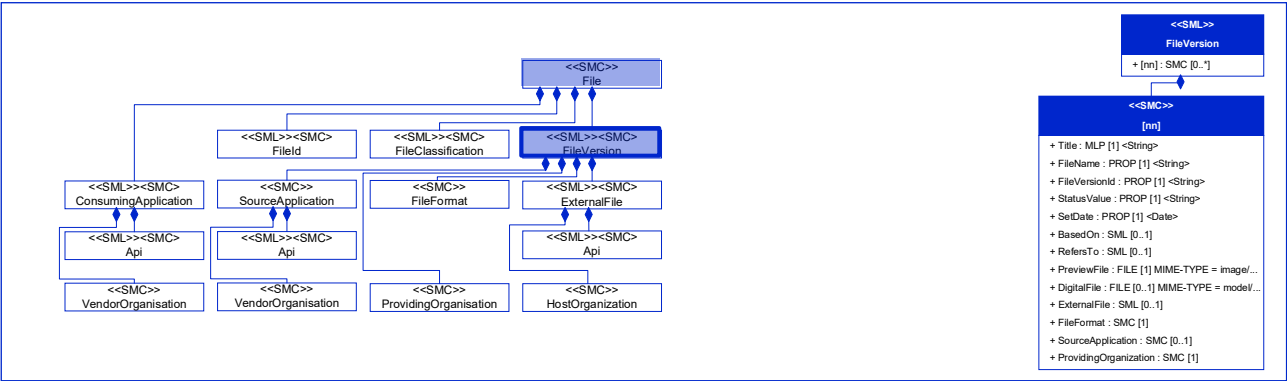


Figure 21: [SML][Ref] BasedOn

Table 15: [SML][Ref] BasedOn

idShort:	BasedOn
Class:	SubmodelElementList [SML] that contains References [Ref]
semanticId:	[IRI] https://admin-shell.io/idta/Models3D/Model3D/File/FileVersion/BasedOn/1/0
Parent:	[IRI] https://admin-shell.io/idta/Models3D/Model3D/File/FileVersion/1/0 FileVersion
Explanation:	List of BasedOn relationships to other 3D Files or 3D FileVersions. Typically states that the content of the file is based on another file. Both have a strong relationship. Constraint: reference targets a [SMC] “File” or a [SMC] “FileVersion”.

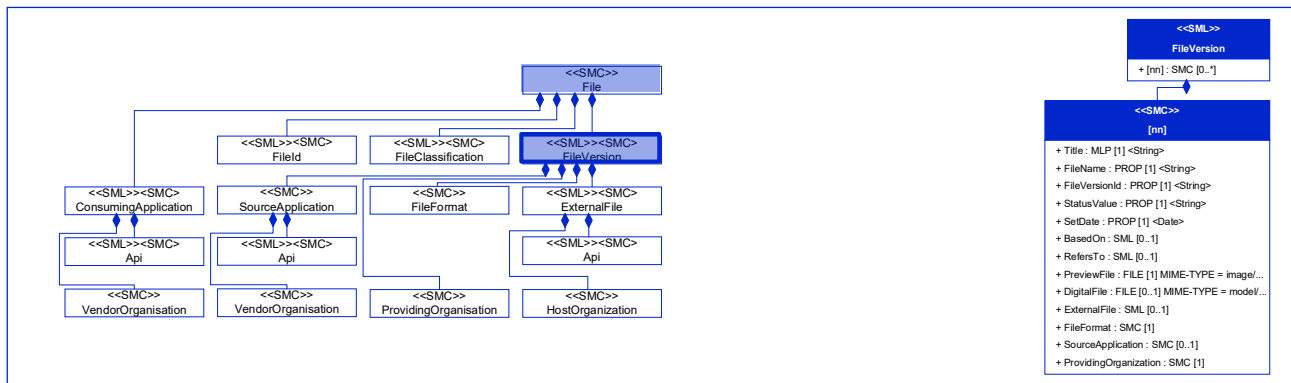


Figure 22: [SML][Ref] RefersTo

Table 16: [SML][Ref] RefersTo

idShort:	RefersTo
Class:	SubmodelElementList [SML] that contains References [Ref]
semanticId:	[IRI] https://admin-shell.io/idta/Models3D/Model3D/File/FileVersion/RefersTo/1/0
Parent:	[IRI] https://admin-shell.io/idta/Models3D/Model3D/File/FileVersion/1/0 FileVersion
Explanation:	List of generic RefersTo relationships to other 3D Files or 3D FileVersions. They have a loose relationship. Constraint: reference targets a [SMC] "File" or a [SMC] "FileVersion".

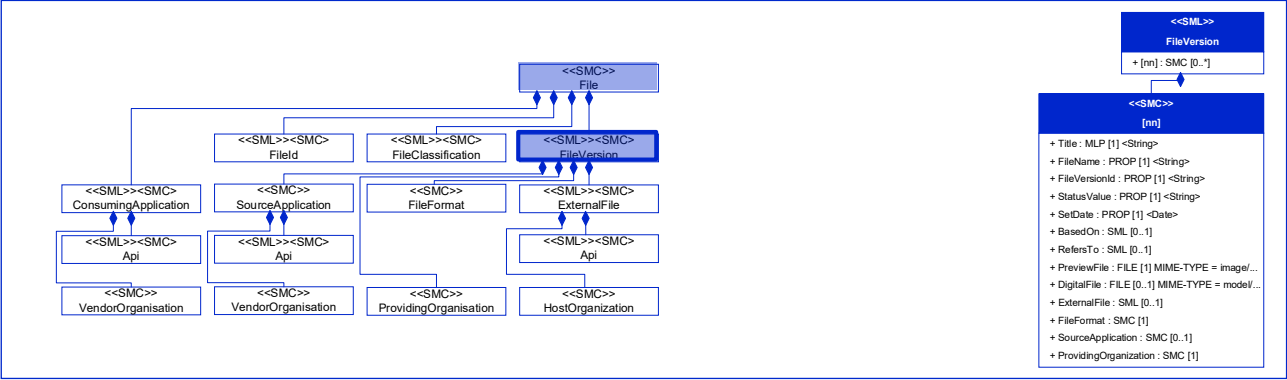


Figure 23: [File] PreviewFile

Table 17: [File] PreviewFile

idShort:	PreviewFile
Class:	File [File] [MIME-Type = image/...]
semanticId:	[IRI] https://admin-shell.io/idta/Models3D/Model3D/File/FileVersion/PreviewFile/1/0
Parent:	[IRI] https://admin-shell.io/idta/Models3D/Model3D/File/FileVersion/1/0 FileVersion
Explanation:	Provides a preview image of the DocumentVersion, e.g. first page, in a commonly used image format and in low resolution (< 512 x 512 pixels). Constraint: the MIME-Type needs to match the file type. Allowed file types are JPG, PNG, BMP.

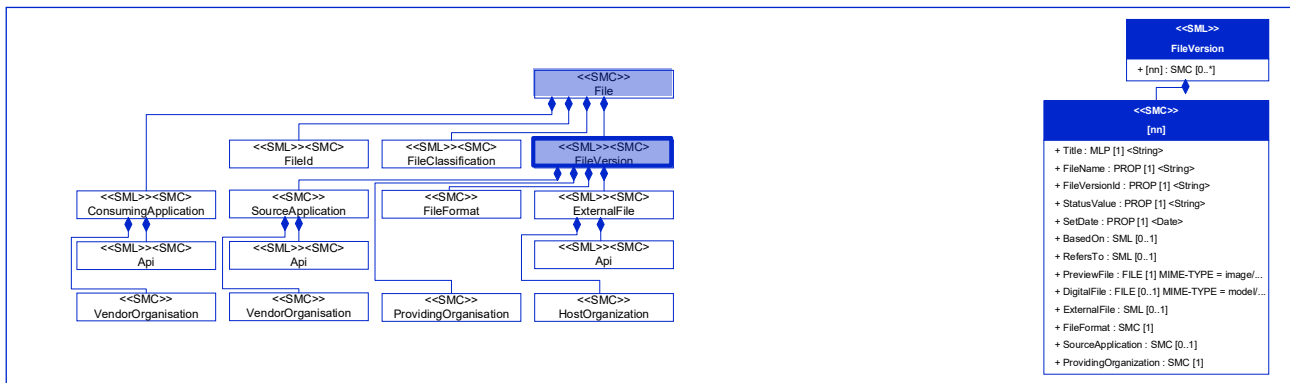


Figure 24: [File] DigitalFile

Table 18: [File] DigitalFile

idShort:	DigitalFile
Class:	File [File] [MIME-Type = ...]
semanticId:	[IRI] https://admin-shell.io/idta/Models3D/Model3D/File/FileVersion/DigitalFile/1/0
Parent:	[IRI] https://admin-shell.io/idta/Models3D/Model3D/File/FileVersion/1/0 FileVersion
Explanation:	MIME-Type, file name, and file contents given by the File SubmodelElement. Preferable use "MIME-Type = model/...". If file type is not defined, use "MIME-Type = application/octet-stream"

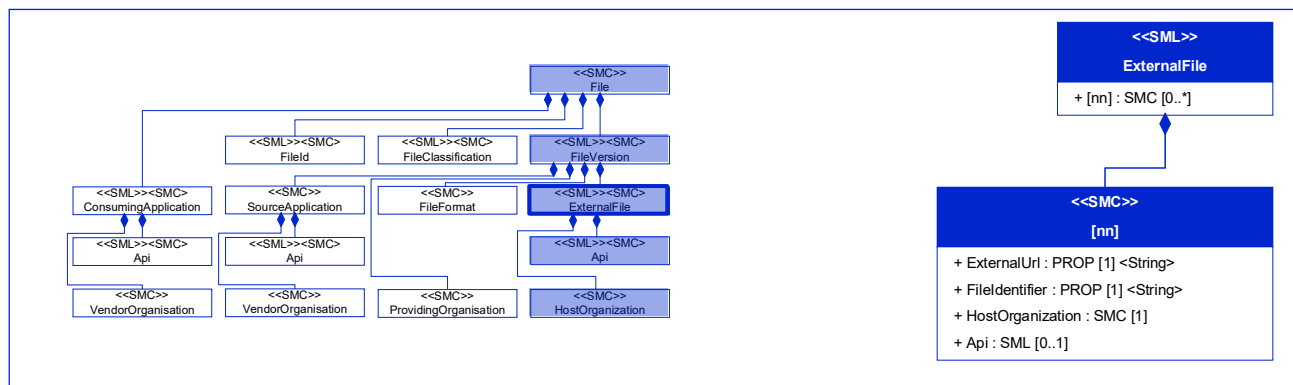


Figure 25: [SML][SMC] ExternalFile

Table 19: [SML][SMC] ExternalFile

idShort:	ExternalFile		
Class:	SubmodelElementList [SML] that contains SubmodelElementCollections [SMC]		
semanticId:	[IRI] https://admin-shell.io/idta/Models3D/Model3D/File/FileVersion/ExternalFile/1/0		
Parent:	[IRI] https://admin-shell.io/idta/Models3D/Model3D/File/FileVersion/1/0 FileVersion		
Explanation:	List of information to retrieve the file from an external host.		
[SME type]	semanticId = [idType]value	[valueType]	card.
idShort	Description@en	example	
[Prop] ExternalUrl	[IRI] https://admin-shell.io/idta/Models3D/Model3D/File/FileVersion/ExternalFile/ExternalUrl/1/0 Call link to an external file host. If applicable with identifier of the asset inside the URL.	[String] https://admin-shell-io.com/5001/	1
[Prop] FileIdentifier	[IRI] https://admin-shell.io/idta/Models3D/Model3D/File/FileVersion/ExternalFile/FileIdentifier/1/0 Identifier of the file that is unique within the ExternalUrl domain.	[String] https://boschrexroth.com/ids/aas?p=p652370&m=R90150807&s=1201694127	1
[SMC] HostOrganization	[IRI] https://admin-shell.io/idta/Models3D/Model3D/File/FileVersion/ExternalFile/HostOrganization/1/0 Information about the external file host organization.	[n/a]	1
[SML][SMC] Api	[IRI] https://admin-shell.io/idta/Models3D/Model3D/File/FileVersion/ExternalFile/Api/1/0 List of information about how the application programming interfaces (APIs) of the external file host is defined.	[n/a]	0..1

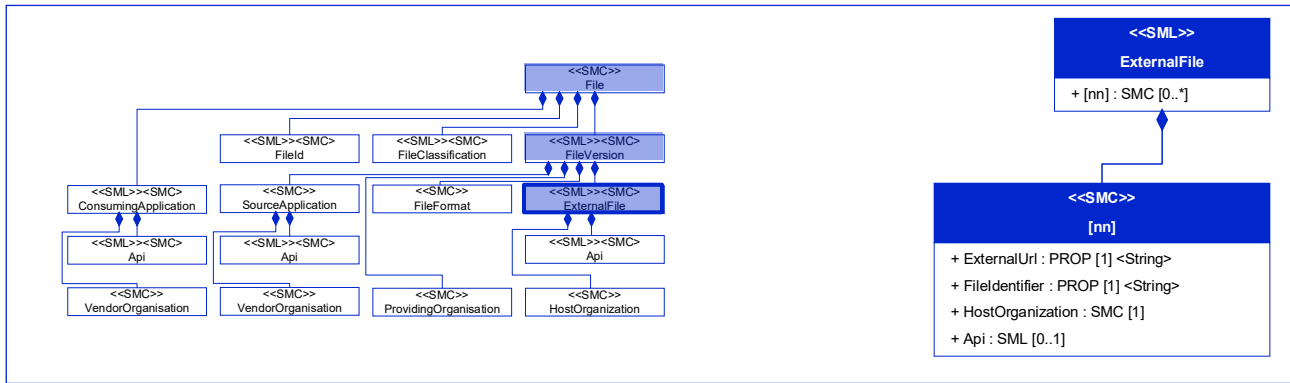


Figure 26: [Prop] ExternalUrl

Table 20: [Prop] ExternalUrl

idShort:	ExternalUrl
Class:	Property [Prop] [String]
semanticId:	[IRI] https://admin-shell.io/idta/Models3D/Model3D/File/FileVersion/ExternalFile/ExternalUrl/1/0
Parent:	[IRI] https://admin-shell.io/idta/Models3D/Model3D/File/FileVersion/ExternalFile/1/0 ExternalFile
Explanation:	Call link to an external file host. If applicable with identifier of the asset inside the URL.

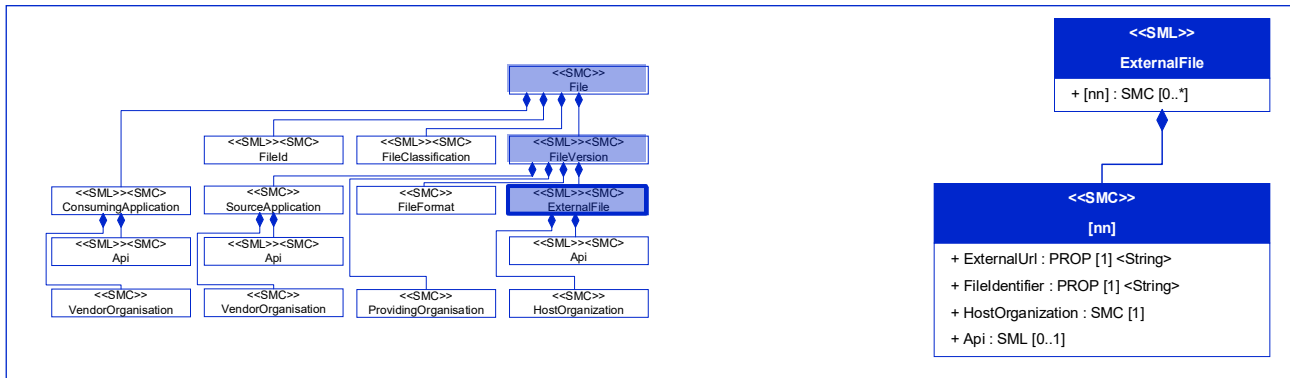


Figure 27: [Prop] FileIdentifier

Table 21: [Prop] FileIdentifier

idShort:	FileIdentifier
Class:	Property [Prop] [String]
semanticId:	[IRI] https://admin-shell.io/idta/Models3D/Model3D/File/FileVersion/ExternalFile/FileIdentifier/1/0
Parent:	[IRI] https://admin-shell.io/idta/Models3D/Model3D/File/FileVersion/ExternalFile/1/0 ExternalFile
Explanation:	Identifier of the file that is unique within the ExternalUrl domain.

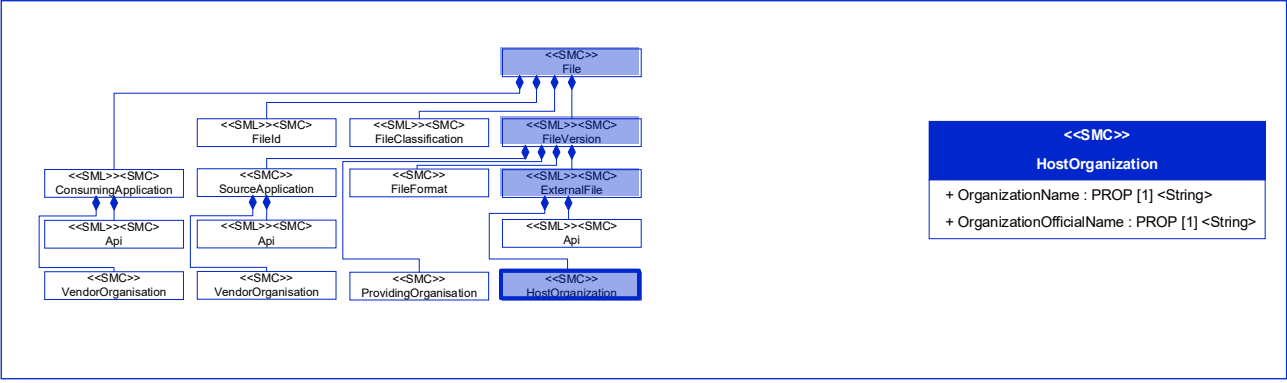


Figure 28: [SMC] HostOrganization

Table 22: [SMC] HostOrganization

idShort:	HostOrganization		
Class:	SubmodelElementCollection [SMC]		
semanticId:	[IRI] https://admin-shell.io/idta/Models3D/Model3D/File/FileVersion/ExternalFile/HostOrganization/1/0		
Parent:	[IRI] https://admin-shell.io/idta/Models3D/Model3D/File/FileVersion/ExternalFile/1/0 ExternalFile		
Explanation:	Information about the external file host organization.		
[SME type]	semanticId = [idType]value	[valueType]	card.
idShort	Description@en	example	
[Prop] OrganizationName	[IRI] https://admin-shell.io/idta/Models3D/Model3D/File/FileVersion/ExternalFile/HostOrganization/HostOrganization/1/0 Short name of the external file host organization.	[String] IDTA	1
[Prop] OrganizationOfficialName	[IRI] https://admin-shell.io/idta/Models3D/Model3D/File/FileVersion/ExternalFile/HostOrganization/HostOrganization/1/0 Official name of the external file host organization.	[String] Industrial Digital Twin Association e. V.	1

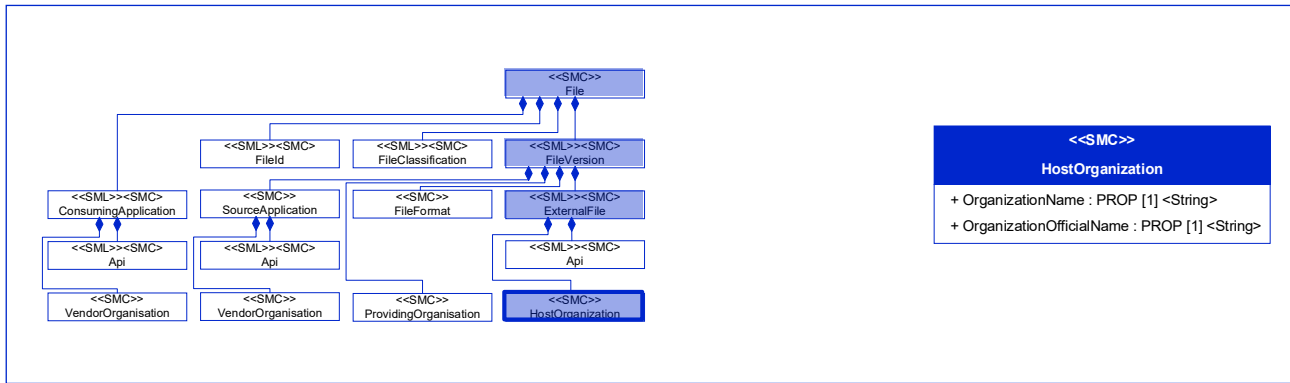


Figure 29: [Prop] OrganizationName

Table 23: [Prop] OrganizationName

idShort:	OrganizationName
Class:	Property [Prop] [String]
semanticId:	[IRI] https://admin-shell.io/idta/Models3D/Model3D/File/FileVersion/ExternalFile/HostOrganization/OrganizationName1/0
Parent:	[IRI] https://admin-shell.io/idta/Models3D/Model3D/File/FileVersion/ExternalFile/HostOrganization/1/0 HostOrganization
Explanation:	Short name of the external file host organization.

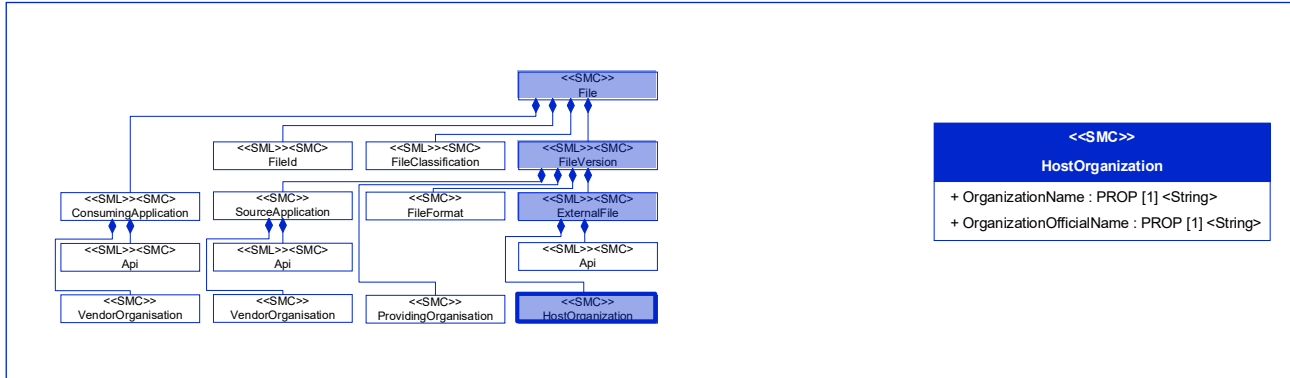


Figure 30: [Prop] OrganizationOfficialName

Table 24: [Prop] OrganizationOfficialName

idShort:	OrganizationOfficialName
Class:	Property [Prop] [String]
semanticId:	[IRI] https://admin-shell.io/idta/Models3D/Model3D/File/FileVersion/ExternalFile/HostOrganization/OrganizationOfficialName1/0
Parent:	[IRI] https://admin-shell.io/idta/Models3D/Model3D/File/FileVersion/ExternalFile/HostOrganization/1/0 HostOrganization
Explanation:	Official name of the external file host organization.

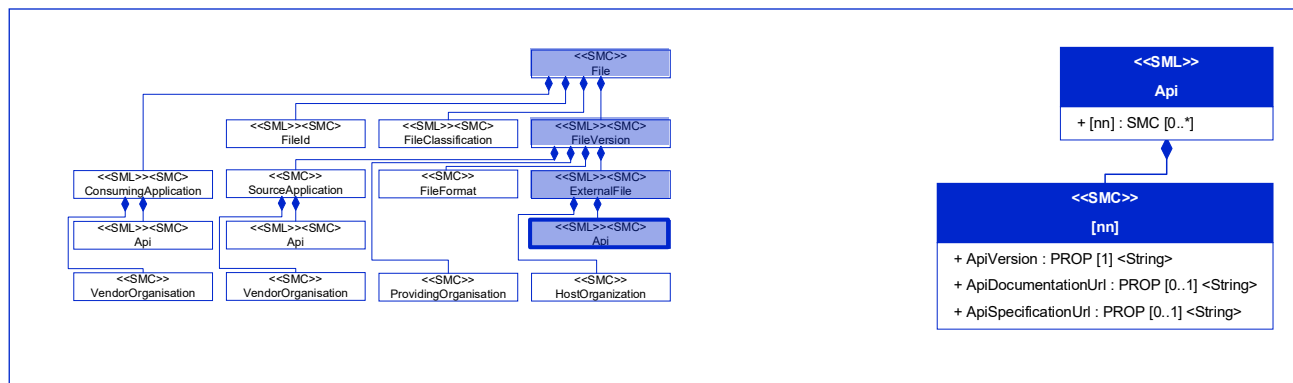


Figure 31: [SML][SMC] Api

Table 25: [SML][SMC] Api

idShort:	Api		
Class:	SubmodelElementList [SML] that contains SubmodelElementCollections [SMC]		
semanticId:	[IRI] https://admin-shell.io/idta/Models3D/Model3D/File/FileVersion/ExternalFile/Api/1/0		
Parent:	[IRI] https://admin-shell.io/idta/Models3D/Model3D/File/FileVersion/ExternalFile/1/0 ExternalFile		
Explanation:	List of Information about how the application programming interfaces (APIs) of the external file host is defined.		
[SME type]	semanticId = [idType]value	[valueType]	card.
idShort	Description@en	example	
[Prop] ApiVersion	[IRI] https://admin-shell.io/idta/Models3D/Model3D/File/FileVersion/ExternalFile/Api/ApiVersion/1/0 Description of the version of the API	[String] OpenAPI Specification – Version 3.0.1	1
[Prop] ApiDocumentationUrl	[IRI] https://admin-shell.io/idta/Models3D/Model3D/File/FileVersion/ExternalFile/Api/ApiDocumentationUrl/1/0 Link to the documentation of the API.	[String] https://learn.openapis.org/	0..1
[Prop] ApiSpecificationUrl	[IRI] https://admin-shell.io/idta/Models3D/Model3D/File/FileVersion/ExternalFile/Api/ApiSpecificationUrl/1/0 Link to the specification of the API.	[String] https://github.com/OAI/OpenAPI-Specification/blob/main/versions/3.0.1.md	0..1

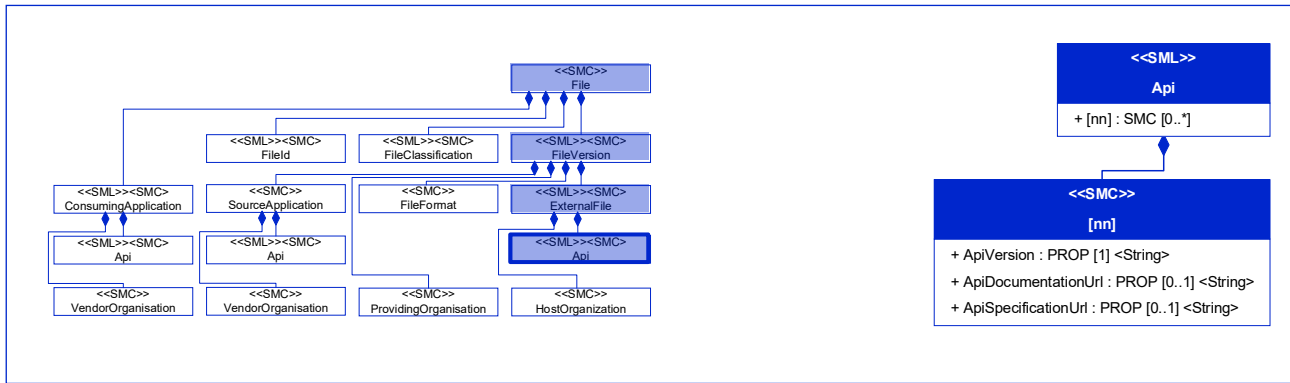


Figure 32: [Prop] ApiVersion

Table 26: [Prop] ApiVersion

idShort:	ApiVersion
Class:	Property [Prop] [String]
semanticId:	[[IRI] https://admin-shell.io/idta/Models3D/Model3D/File/FileVersion/ExternalFile/Api/ApiVersion/1/0
Parent:	[IRI] https://admin-shell.io/idta/Models3D/Model3D/File/FileVersion/ExternalFile/Api/1/0 Api
Explanation:	Description of the version of the API

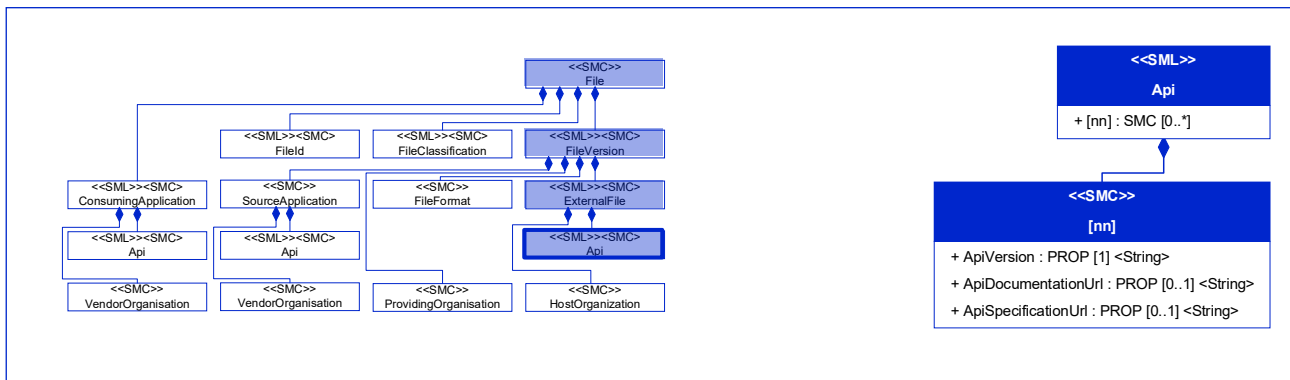


Figure 33: [Prop] ApiDocumentationUrl

Table 27: [Prop] ApiDocumentationUrl

idShort:	ApiDocumentationUrl
Class:	Property [Prop] [String]
semanticId:	[IRI] https://admin-shell.io/idta/Models3D/Model3D/File/FileVersion/ExternalFile/Api/ApiDocumentationUrl/1/0
Parent:	[IRI] https://admin-shell.io/idta/Models3D/Model3D/File/FileVersion/ExternalFile/Api/1/0 Api
Explanation:	Link to the specification of the API.

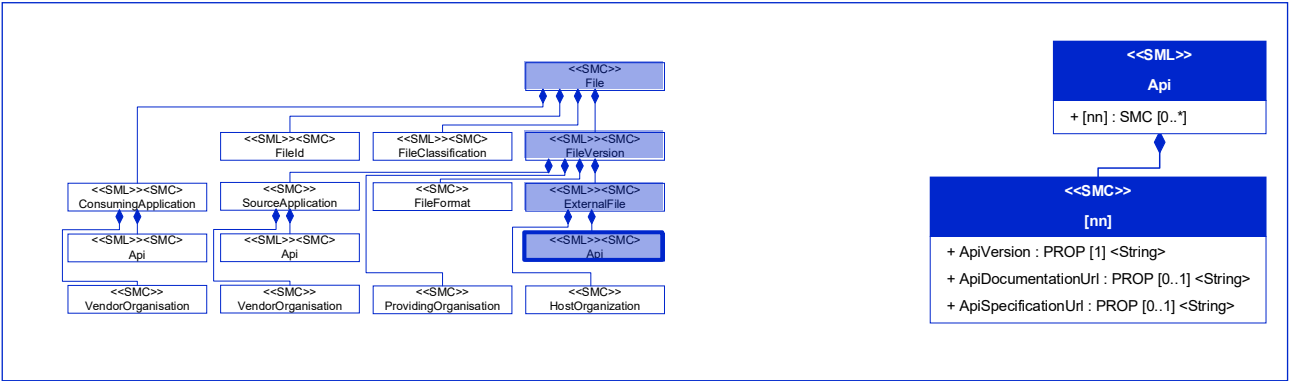


Figure 34: [Prop] ApiSpecificationUrl

Table 28: [Prop] ApiSpecificationUrl

idShort:	ApiSpecificationUrl
Class:	Property [Prop] [String]
semanticId:	[IRI] https://admin-shell.io/idta/Models3D/Model3D/File/FileVersion/ExternalFile/Api/ApiSpecificationUrl/1/0 Api
Parent:	[IRI] https://admin-shell.io/idta/Models3D/Model3D/File/FileVersion/ExternalFile/Api/1/0 Api
Explanation:	Link to the documentation of the API.

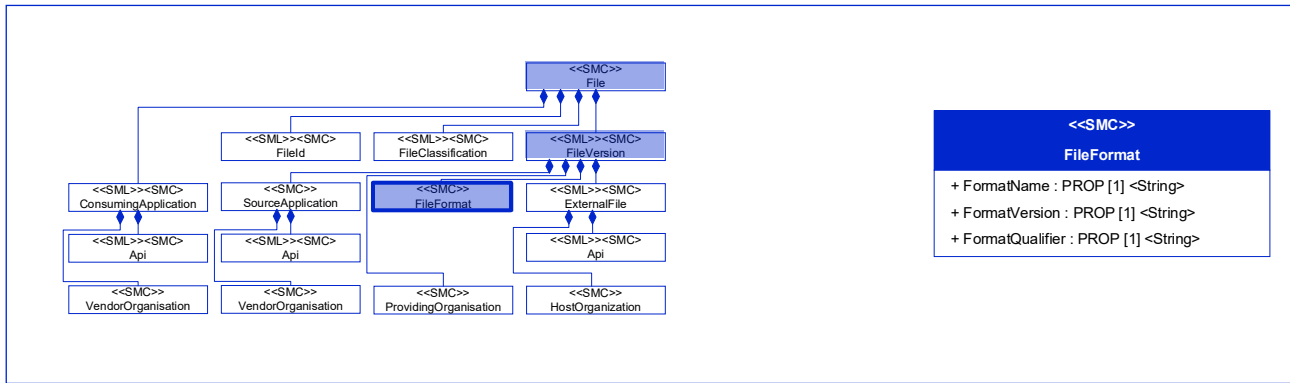


Figure 35: [SMC] FileFormat

Table 29: [SMC] FileFormat

idShort:	FileFormat		
Class:	SubmodelElementCollection [SMC]		
semanticId:	[IRI] https://admin-shell.io/idta/Models3D/Model3D/File/FileVersion/FileFormat/1/0		
Parent:	[IRI] https://admin-shell.io/idta/Models3D/Model3D/File/FileVersion/1/0 FileVersion		
Explanation:	Contains information about the file format.		
[SME type]	semanticId = [idType]value	[valueType]	card.
idShort	Description@en	example	
[Prop] FormatName	[IRI] https://admin-shell.io/idta/Models3D/Model3D/File/FileVersion/FileFormat/FormatName/1/0 Name of the file format.	[String] STEP	1
[Prop] FormatVersion	[IRI] https://admin-shell.io/idta/Models3D/Model3D/File/FileVersion/FileFormat/FileVersion/1/0 Version of the file format.	[String] AP242	1
[Prop] FormatQualifier	[IRI] https://admin-shell.io/idta/Models3D/Model3D/File/FileVersion/FileFormat/FormatQualifier/1/0 Unique qualifier of the file format.	[String] STEP-2.03	1

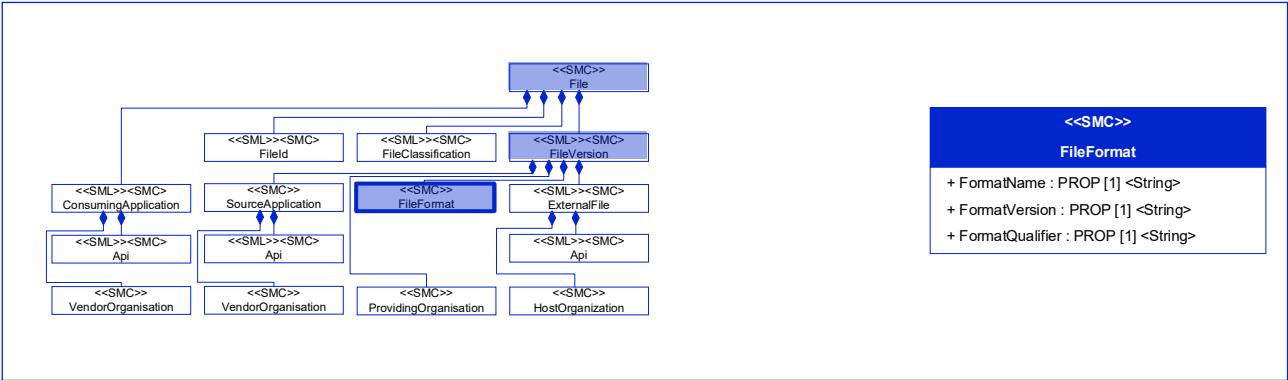


Figure 36: [Prop] FormatName

Table 30: [Prop] FormatName

idShort:	FormatName
Class:	Property [Prop] [String]
semanticId:	[IRI] https://admin-shell.io/idta/Models3D/Model3D/File/FileVersion/FileFormat/FormatName/1/0
Parent:	[IRI] https://admin-shell.io/idta/Models3D/Model3D/File/FileVersion/FileFormat/1/0 FileFormat
Explanation:	Name of the file format.

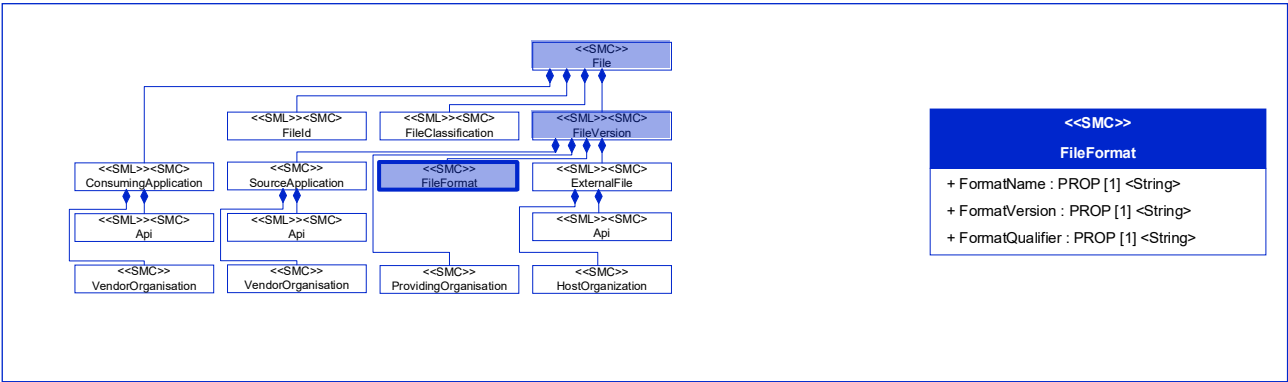


Figure 37: [Prop] FormatVersion

Table 31: [Prop] FormatVersion

idShort:	FormatVersion
Class:	Property [Prop] [String]
semanticId:	[IRI] https://admin-shell.io/idta/Models3D/Model3D/File/FileVersion/FileFormat/FormatVersion/1/0
Parent:	[IRI] https://admin-shell.io/idta/Models3D/Model3D/File/FileVersion/FileFormat/1/0 FileFormat
Explanation:	Version of the file format.

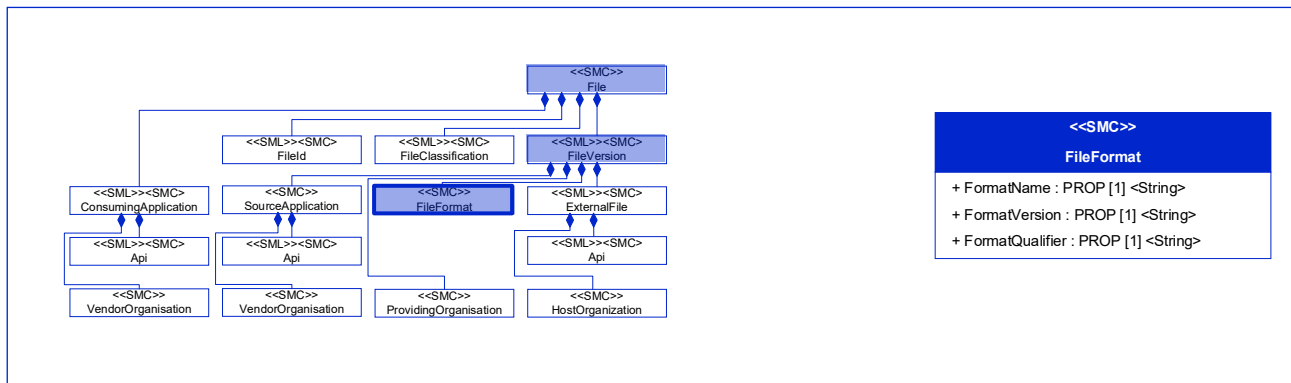


Figure 38: [Prop] FormatQualifier

Table 32: [Prop] FormatQualifier

idShort:	FormatQualifier
Class:	Property [Prop] [String]
semanticId:	[IRI] https://admin-shell.io/idta/Models3D/Model3D/File/FileVersion/FileFormat/FormatQualifier/1/0
Parent:	[IRI] https://admin-shell.io/idta/Models3D/Model3D/File/FileVersion/FileFormat/1/0 FileFormat
Explanation:	Qualifier of the file format.

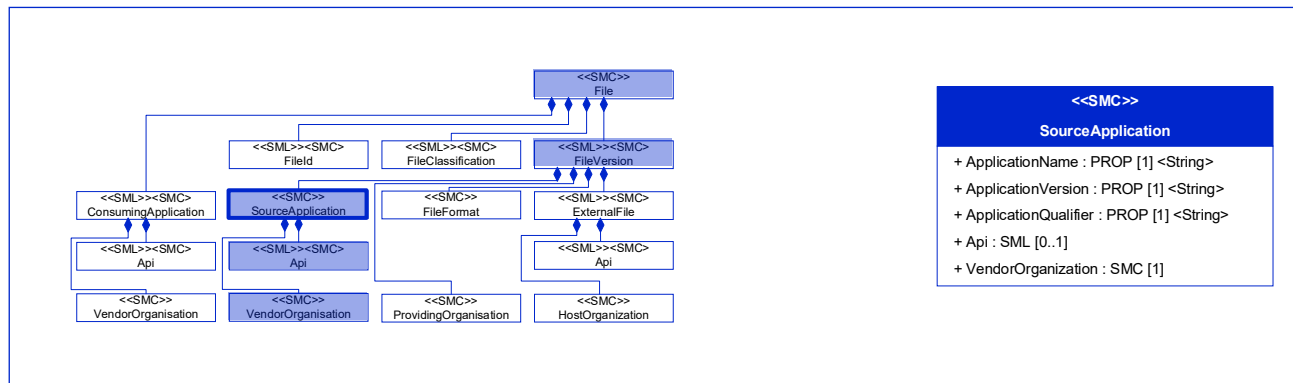


Figure 39: [SMC] SourceApplication

Table 33: [SMC] SourceApplication

idShort:	SourceApplication		
Class:	SubmodelElementCollection [SMC]		
semanticId:	[IRI] https://admin-shell.io/idta/Models3D/Model3D/File/FileVersion/SourceApplication/1/0		
Parent:	[IRI] https://admin-shell.io/idta/Models3D/Model3D/File/FileVersion/1/0 FileVersion		
Explanation:	Information about the source application the 3D model originated from.		
[SME type]	semanticId = [idType]value	[valueType]	card.
idShort	Description@en	example	
[Prop] ApplicationName	[IRI] https://admin-shell.io/idta/Models3D/Model3D/File/FileVersion/SourceApplication/ApplicationName/1/0 Name of the application.	[String] STEP	1
[Prop] ApplicationVersion	[IRI] https://admin-shell.io/idta/Models3D/Model3D/File/FileVersion/SourceApplication/ApplicationVersion/1/0 Version of the application.	[String] AP242	1
[Prop] ApplicationQualifier	[IRI] https://admin-shell.io/idta/Models3D/Model3D/File/FileVersion/SourceApplication/ApplicationQualifier/1/0 Unique qualifier of the application.	[String] STEP-2.03	1
[SML][SMC] Api	[IRI] https://admin-shell.io/idta/Models3D/Model3D/File/FileVersion/SourceApplication/Api/1/0 List of information about how the application programming interfaces (APIs) of the source application is defined.	[n/a]	0..1
[SMC] VendorOrganization	[IRI] https://admin-shell.io/idta/Models3D/Model3D/File/FileVersion/SourceApplication/VendorOrganization/1/0 Information about the tool vendor organization.	[n/a]	1

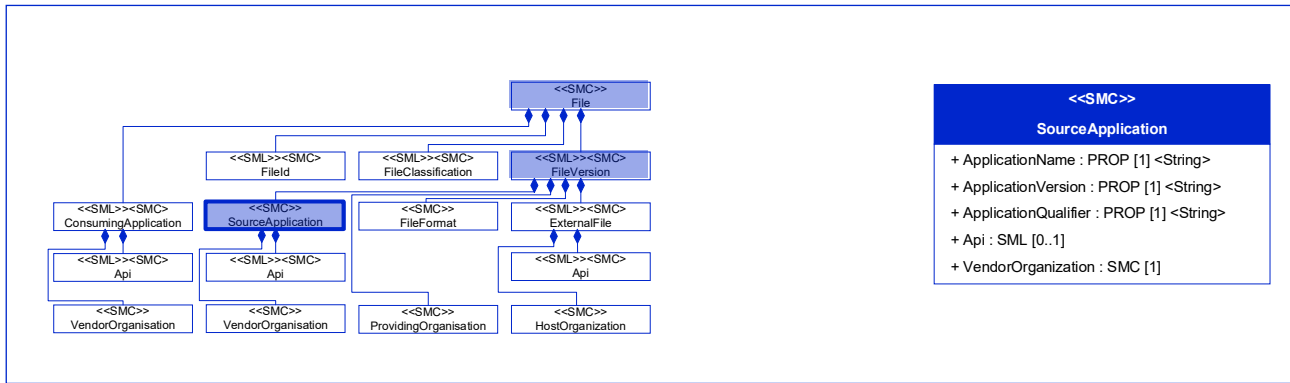


Figure 40: [Prop] ApplicationName

Table 34: [Prop] ApplicationName

idShort:	ApplicationName
Class:	Property [Prop] [String]
semanticId:	[IRI] https://admin-shell.io/idta/Models3D/Model3D/File/FileVersion/SourceApplication/ApplicationName/1/0
Parent:	[IRI] https://admin-shell.io/idta/Models3D/Model3D/File/FileVersion/SourceApplication/1/0 SourceApplication
Explanation:	Name of the application.

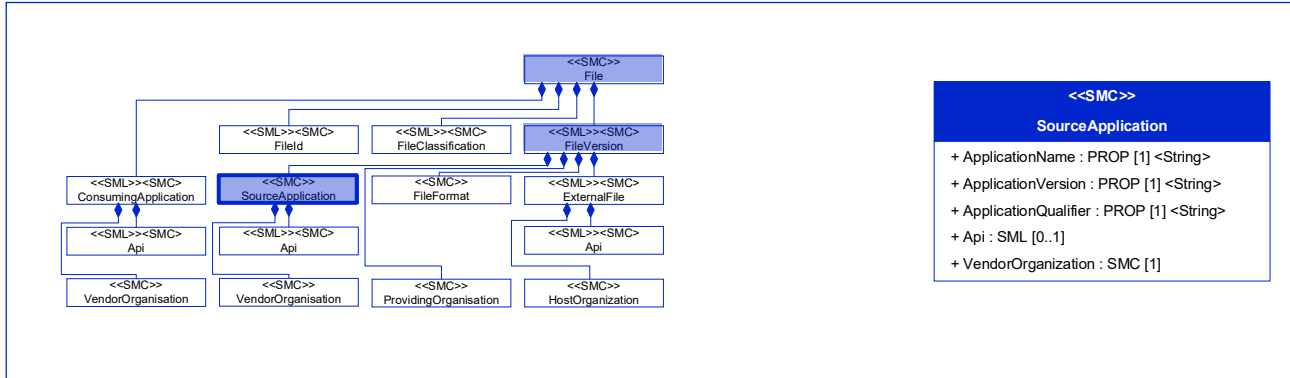


Figure 41: [Prop] ApplicationVersion

Table 35: [Prop] ApplicationVersion

idShort:	ApplicationVersion
Class:	Property [Prop] [String]
semanticId:	[IRI] https://admin-shell.io/idta/Models3D/Model3D/File/FileVersion/SourceApplication/ApplicationVersion/1/0
Parent:	[IRI] https://admin-shell.io/idta/Models3D/Model3D/File/FileVersion/SourceApplication/1/0 SourceApplication
Explanation:	Version of the application.

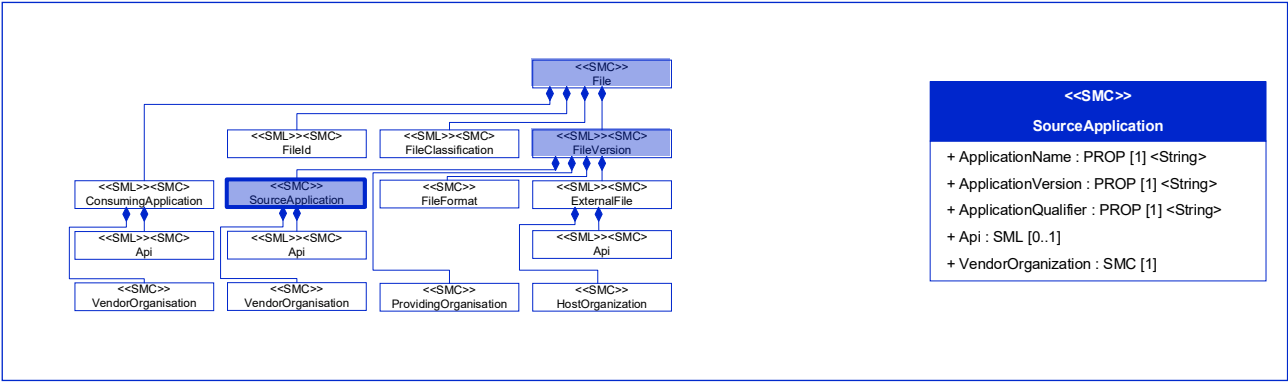


Figure 42: [Prop] ApplicationQualifier

Table 36: [Prop] ApplicationQualifier

idShort:	ApplicationQualifier
Class:	Property [Prop] [String]
semanticId:	[IRI] https://admin-shell.io/idta/Models3D/Model3D/File/FileVersion/SourceApplication/ApplicationQualifier/1/0
Parent:	[IRI] https://admin-shell.io/idta/Models3D/Model3D/File/FileVersion/SourceApplication/1/0 SourceApplication
Explanation:	Unique qualifier of the application.

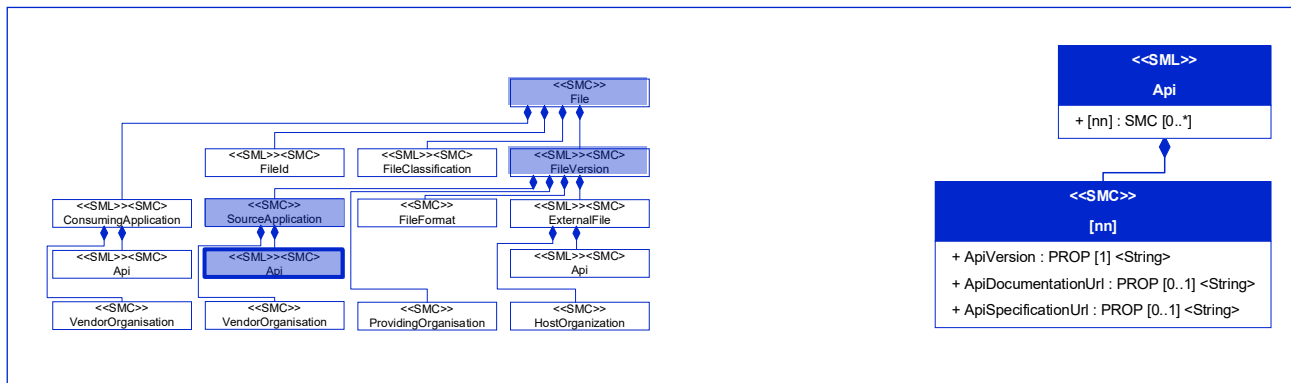


Figure 43: [SML][SMC] Api

Table 37: [SML][SMC] Api

idShort:	Api		
Class:	SubmodelElementList [SML] that contains SubmodelElementCollections [SMC]		
semanticId:	[IRI] https://admin-shell.io/idta/Models3D/Model3D/File/FileVersion/SourceApplication/Api/1/0		
Parent:	[IRI] https://admin-shell.io/idta/Models3D/Model3D/File/FileVersion/SourceApplication/1/0 SourceApplication		
Explanation:	List of information about how the application programming interfaces (APIs) of the source application is defined.		
[SME type]	semanticId = [idType]value	[valueType]	card.
idShort	Description@en	example	
[Prop] ApiVersion	[IRI] https://admin-shell.io/idta/Models3D/Model3D/File/FileVersion/SourceApplication/Api/ApiVersion/1/0 Description of the version of the API	[String] OpenAPI Specification – Version 3.0.1	1
[Prop] ApiDocumentationUrl	[IRI] https://admin-shell.io/idta/Models3D/Model3D/File/FileVersion/SourceApplication/Api/ApiDocumentationUrl/1/0 Link to the documentation of the API.	[String] https://learn.openapis.org/	0..1
[Prop] ApiSpecificationUrl	[IRI] https://admin-shell.io/idta/Models3D/Model3D/File/FileVersion/SourceApplication/Api/ApiSpecificationUrl/1/0 Link to the specification of the API.	[String] https://github.com/OAI/OpenAPI-Specification/blob/main/versions/3.0.1.md	0..1

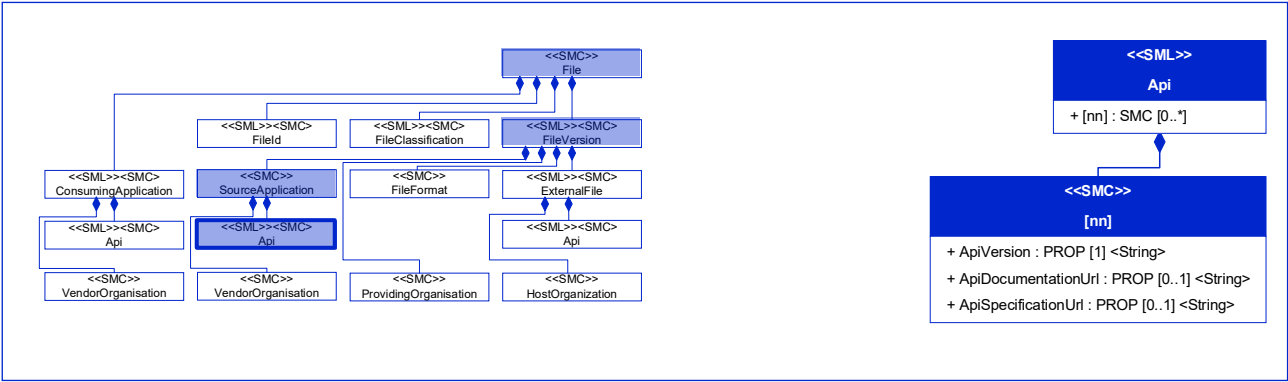


Figure 44: [Prop] ApiVersion

Table 38: [Prop] ApiVersion

idShort:	ApiVersion
Class:	Property [Prop] [String]
semanticId:	[IRI] https://admin-shell.io/idta/Models3D/Model3D/File/FileVersion/SourceApplication/Api/ApiVersion/1/0
Parent:	[IRI] https://admin-shell.io/idta/Models3D/Model3D/File/FileVersion/SourceApplication/Api/1/0 Api
Explanation:	Description of the version of the API

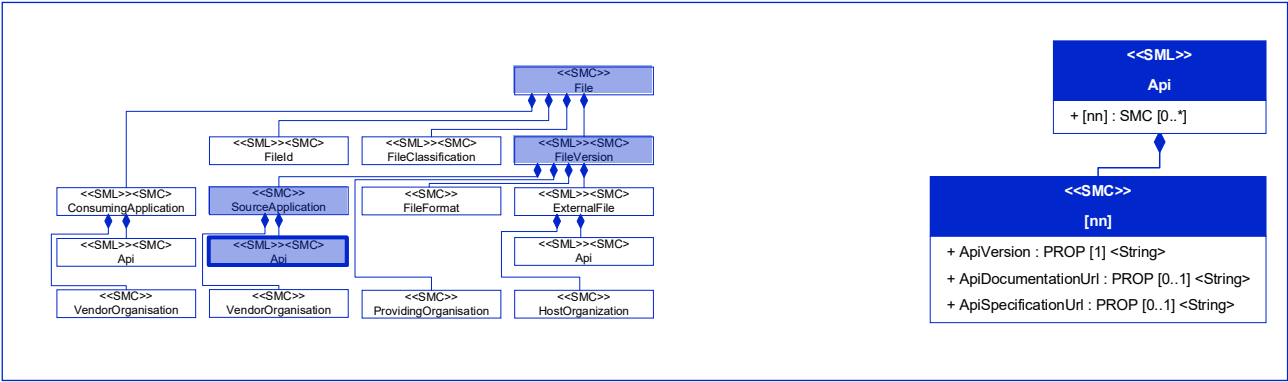


Figure 45: [Prop] ApiDocumentationUrl

Table 39: [Prop] ApiDocumentationUrl

idShort:	ApiDocumentationUrl
Class:	Property [Prop] [String]
semanticId:	[IRI] https://admin-shell.io/idta/Models3D/Model3D/File/FileVersion/SourceApplication/Api/ApiDocumentationUrl/1/0
Parent:	[IRI] https://admin-shell.io/idta/Models3D/Model3D/File/FileVersion/SourceApplication/Api/1/0 Api
Explanation:	Link to the specification of the API.

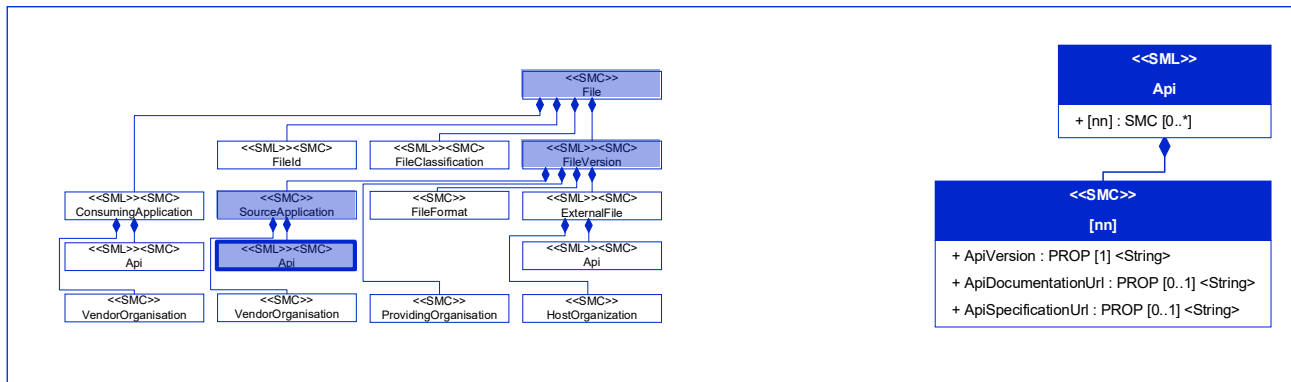


Figure 46: [Prop] ApiSpecificationUrl

Table 40: [Prop] ApiSpecificationUrl

idShort:	ApiSpecificationUrl
Class:	Property [Prop] [String]
semanticId:	[IRI] https://admin-shell.io/idta/Models3D/Model3D/File/FileVersion/SourceApplication/Api/ApiSpecificationUrl/1/0
Parent:	[IRI] https://admin-shell.io/idta/Models3D/Model3D/File/FileVersion/SourceApplication/Api/1/0 Api
Explanation:	Link to the documentation of the API.

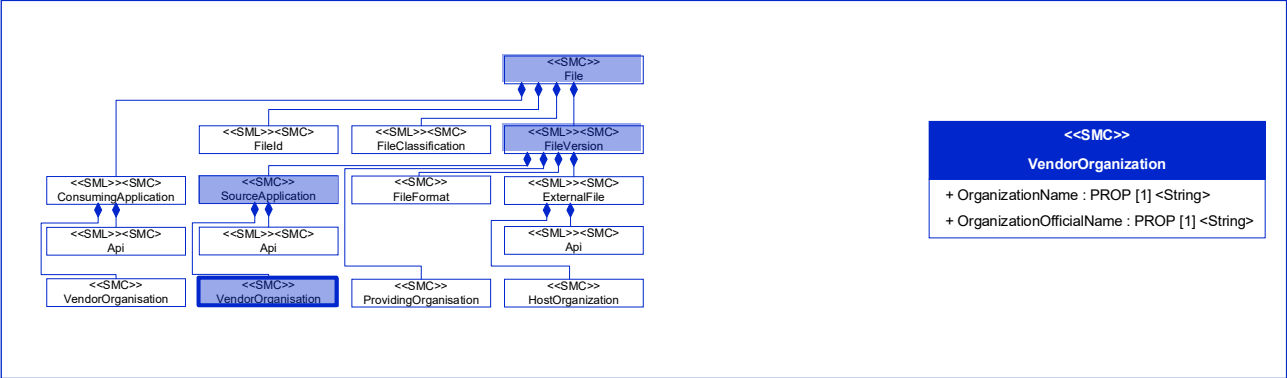


Figure 47: [SMC] VendorOrganization

Table 41: [SMC] VendorOrganization

idShort:	VendorOrganization		
Class:	SubmodelElementCollection [SMC]		
semanticId:	[IRI] https://admin-shell.io/idta/Models3D/Model3D/File/FileVersion/SourceApplication/VendorOrganization/1/0		
Parent:	[IRI] https://admin-shell.io/idta/Models3D/Model3D/File/FileVersion/SourceApplication/1/0 SourceApplication		
Explanation:	Information about the tool vendor organization		
[SME type]	semanticId = [idType]value	[valueType]	card.
idShort	Description@en	example	
[Prop] OrganizationName	[IRI] https://admin-shell.io/idta/Models3D/Model3D/File/FileVersion/SourceApplication/VendorOrganization/OrganizationName/1/0 Short name of the tool vendor organization.	[String] IDTA	1
[Prop] OrganizationOfficialName	[IRI] https://admin-shell.io/idta/Models3D/Model3D/File/FileVersion/SourceApplication/VendorOrganization/OrganizationOfficialName/1/0 Official name of the tool vendor organization.	[String] Industrial Digital Twin Association e. V.	1

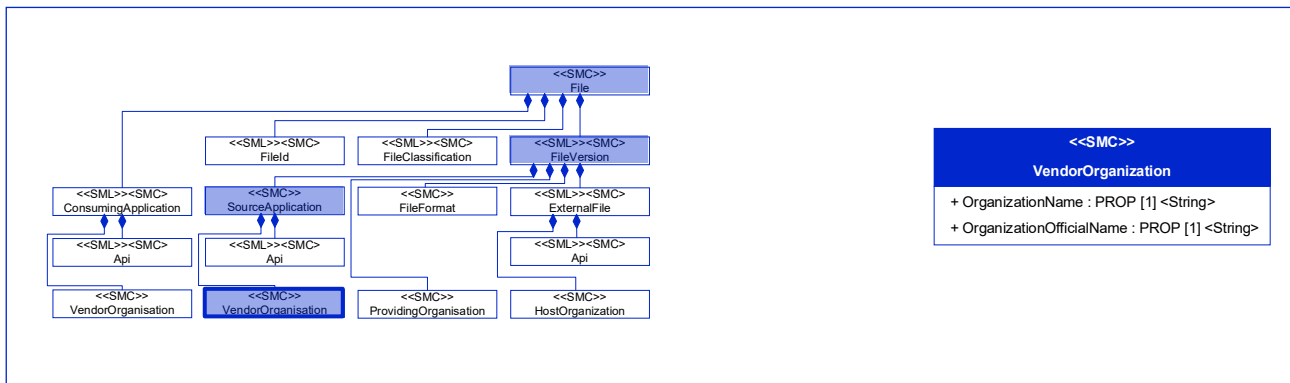


Figure 48: [Prop] OrganizationName

Table 42: [Prop] OrganizationName

idShort:	OrganizationName
Class:	Property [Prop] [String]
semanticId:	[IRI] https://admin-shell.io/idta/Models3D/Model3D/File/FileVersion/SourceApplication/ApplicationQualifier/VendorOrganization/OrganizationName/1/0
Parent:	[IRI] https://admin-shell.io/idta/Models3D/Model3D/File/FileVersion/SourceApplication/VendorOrganization/1/0 VendorOrganization
Explanation:	Short name of the tool vendor organization.

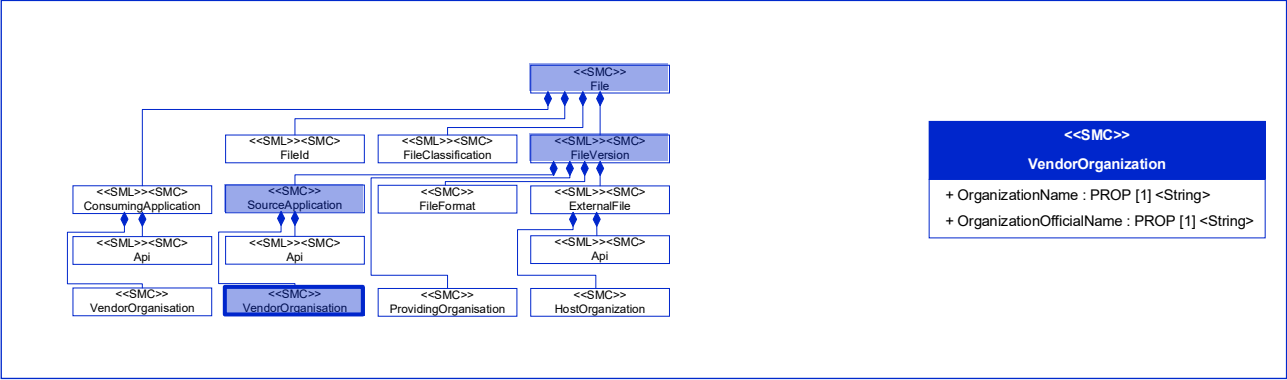


Figure 49: [Prop] OrganizationOfficialName

Table 43:	[Prop] OrganizationOfficialName
idShort:	OrganizationOfficialName
Class:	Property [Prop] [String]
semanticId:	[IRI] https://admin-shell.io/idta/Models3D/Model3D/File/FileVersion/SourceApplication/ApplicationQualifier/VendorOrganization/OrganizationOfficialName/1/0
Parent:	[IRI] https://admin-shell.io/idta/Models3D/Model3D/File/FileVersion/SourceApplication/VendorOrganization/1/0 VendorOrganization
Explanation:	Official name of the tool vendor organization.

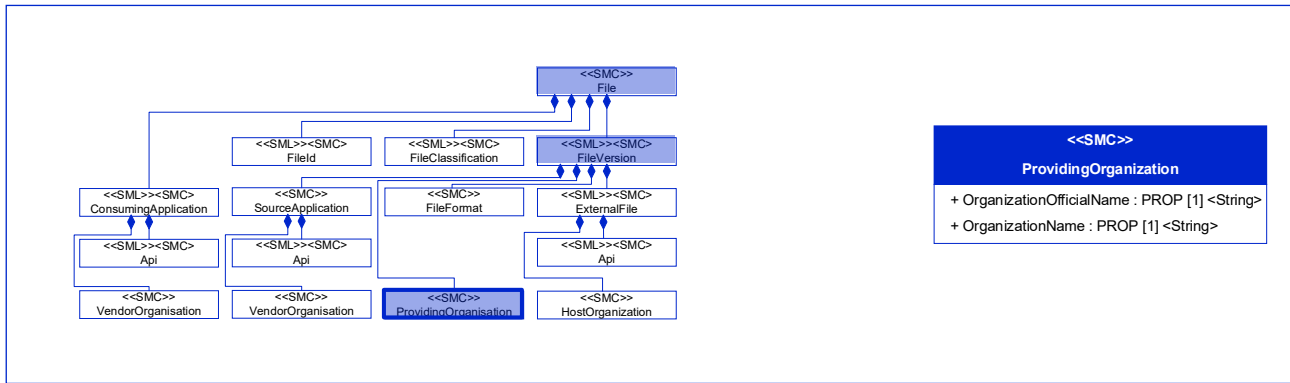


Figure 50: [SMC] ProvidingOrganization

Table 44: [SMC] ProvidingOrganization

idShort:	ProvidingOrganization		
Class:	SubmodelElementCollection [SMC]		
semanticId:	[IRI] https://admin-shell.io/idta/Models3D/Model3D/File/FileVersion/ProvidingOrganization/1/0		
Parent:	[IRI] https://admin-shell.io/idta/Models3D/Model3D/File/FileVersion/1/0 FileVersion		
Explanation:	Information about the model providing organization.		
[SME type]	semanticId = [idType]value	[valueType]	card.
idShort	Description@en	example	
[Prop] OrganizationName	[IRI] https://admin-shell.io/idta/Models3D/Model3D/File/FileVersion/ProvidingOrganization/1/0 Short name of the model providing organization.	[String] IDTA	1
[Prop] OrganizationOfficialName	[IRI] https://admin-shell.io/idta/Models3D/Model3D/File/FileVersion/ProvidingOrganization/1/0 Official name of the model providing organization.	[String] Industrial Digital Twin Association e. V.	1

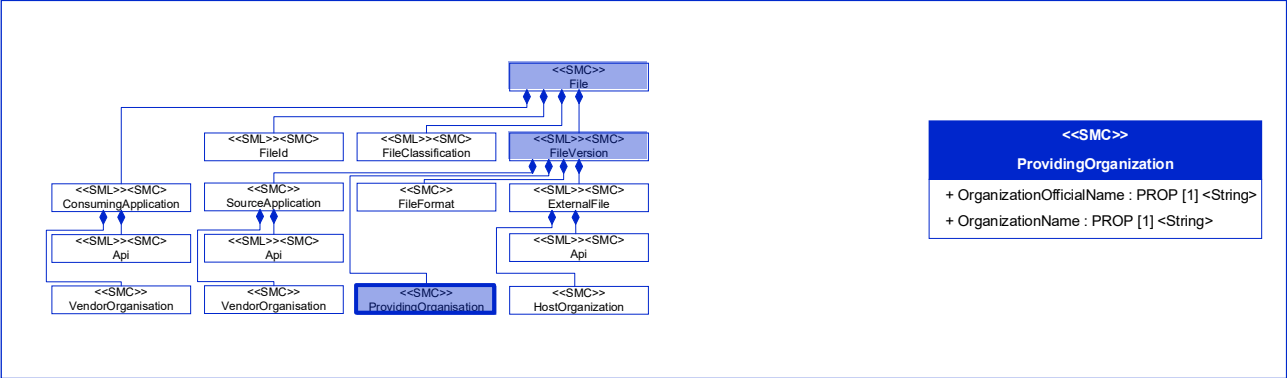


Figure 51: [Prop] OrganizationName

Table 45: [Prop] OrganizationName

idShort:	OrganizationName
Class:	Property [Prop] [String]
semanticId:	[IRI] https://admin-shell.io/idta/Models3D/Model3D/File/FileVersion/ProvidingOrganization/OrganizationName/1/0
Parent:	[IRI] https://admin-shell.io/idta/Models3D/Model3D/File/FileVersion/ProvidingOrganization/1/0 FileVersion
Explanation:	Short name of the model providing organization.

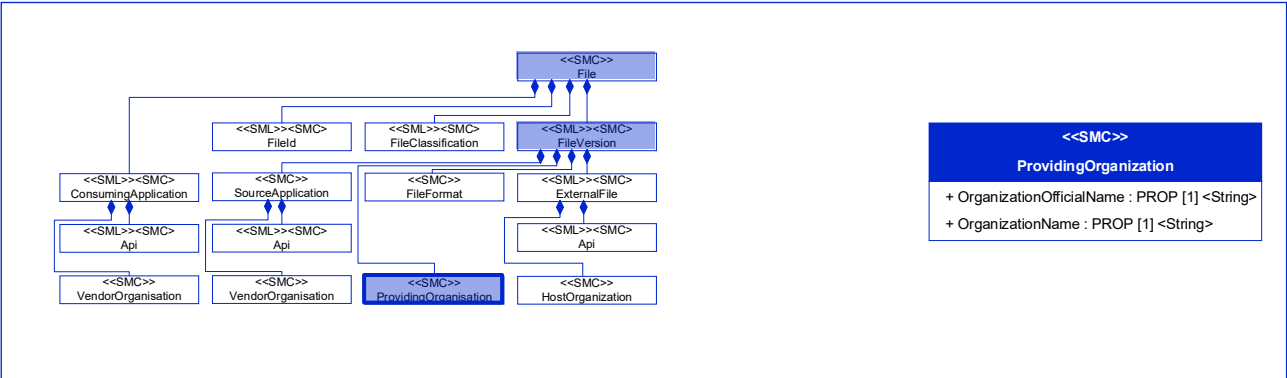


Figure 52: [Prop] OrganizationOfficialName

Table 46: [Prop] OrganizationOfficialName

idShort:	OrganizationOfficialName
Class:	Property [Prop] [String]
semanticId:	[IRI] https://admin-shell.io/idta/Models3D/Model3D/File/FileVersion/ProvidingOrganization/OrganizationOfficialName/1/0
Parent:	[IRI] https://admin-shell.io/idta/Models3D/Model3D/File/FileVersion/ProvidingOrganization/1/0 FileVersion
Explanation:	Official name of the model providing organization.

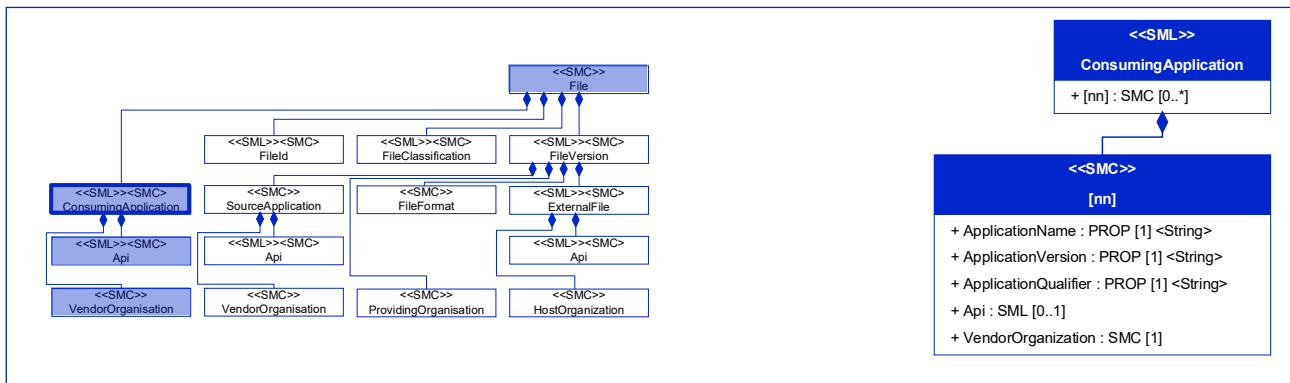


Figure 53: [SML][SMC] ConsumingApplication

Table 47: [SML][SMC] ConsumingApplication

idShort:	ConsumingApplication		
Class:	SubmodelElementList [SML] that contains SubmodelElementCollections [SMC]		
semanticId:	[IRI] https://admin-shell.io/idta/Models3D/Model3D/File/ConsumingApplication/1/0		
Parent:	[IRI] https://admin-shell.io/idta/Models3D/Model3D/File/1/0 File		
Explanation:	List of information about the intended consuming applications of the 3D model.		
[SME type]	semanticId = [idType]value	[valueType]	card.
idShort	Description@en	example	
[Prop] ApplicationName	[IRI] https://admin-shell.io/idta/Models3D/Model3D/File/ConsumingApplication/1/0 ApplicationName/1/0 Name of the application.	[String] STEP	1
[Prop] ApplicationVersion	[IRI] https://admin-shell.io/idta/Models3D/Model3D/File/ConsumingApplication/1/0 ApplicationVersion/1/0 Version of the application.	[String] AP242	1
[Prop] ApplicationQualifier	[IRI] https://admin-shell.io/idta/Models3D/Model3D/File/ConsumingApplication/1/0 ApplicationQualifier/1/0 Unique qualifier of the application.	[String] STEP-2.03	1
[SML][SMC] Api	[IRI] https://admin-shell.io/idta/Models3D/Model3D/File/ConsumingApplication/1/0 Api/1/0 List of information about how the application programming interfaces (APIs) of the consuming application is defined.	[n/a]	0..1
[SMC] VendorOrganization	[IRI] https://admin-shell.io/idta/Models3D/Model3D/File/FileConsumer/ConsumingApplication/VendorOrganization/1/0 VendorOrganization/1/0 Information about the tool vendor organization.	[n/a]	1

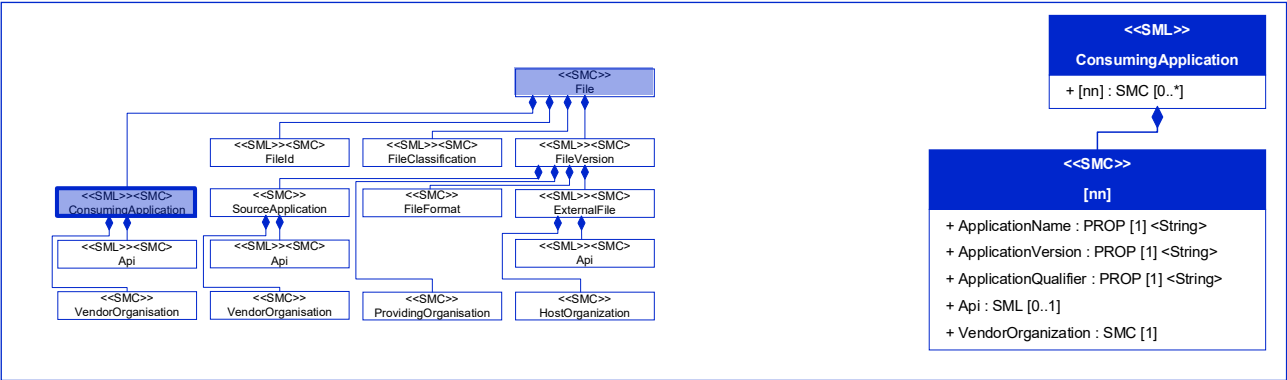


Figure 54: [Prop] ApplicationName

Table 48:	[Prop] ApplicationName
idShort:	ApplicationName
Class:	Property [Prop] [String]
semantcid:	[IRI] https://admin-shell.io/idta/Models3D/Model3D/File/ConsumingApplication/ApplicationName/1/0
Parent:	[IRI] https://admin-shell.io/idta/Models3D/Model3D/File/ConsumingApplication/1/0 ConsumingApplication
Explanation:	Name of the application.

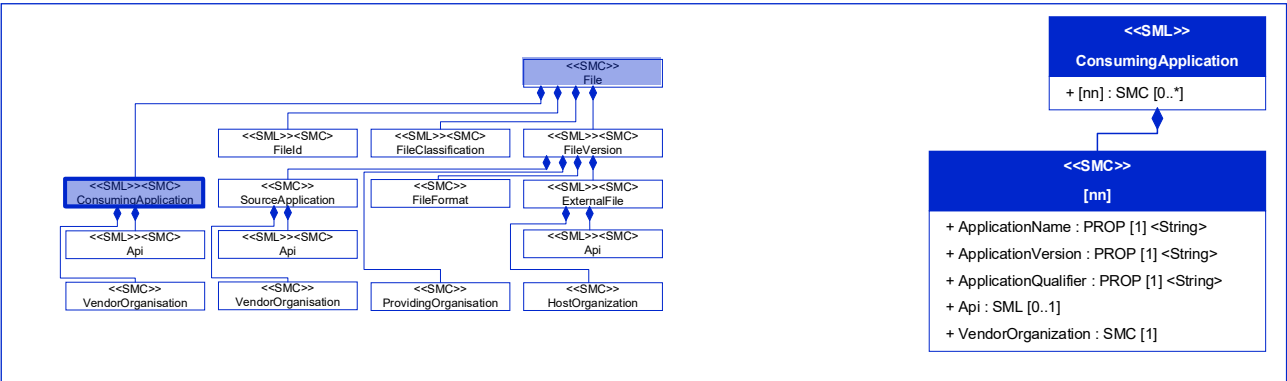


Figure 55: [Prop] ApplicationVersion

Table 49:	[Prop] ApplicationVersion
idShort:	ApplicationVersion
Class:	Property [Prop] [String]
semantcid:	[IRI] https://admin-shell.io/idta/Models3D/Model3D/File/ConsumingApplication/ApplicationVersion/1/0
Parent:	[IRI] https://admin-shell.io/idta/Models3D/Model3D/File/ConsumingApplication/1/0 ConsumingApplication
Explanation:	Version of the application.

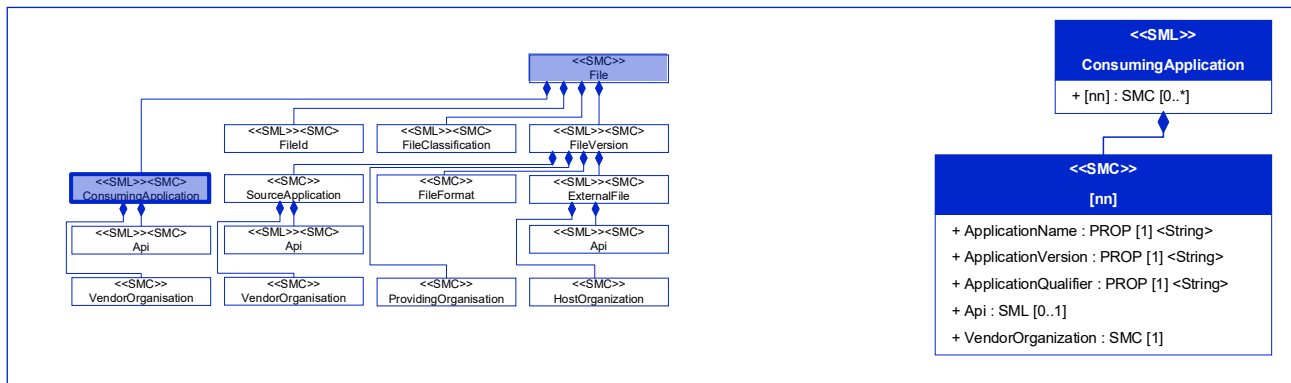


Figure 56: [Prop] ApplicationQualifier

Table 50: [Prop] ApplicationQualifier

idShort:	ApplicationQualifier
Class:	Property [Prop] [String]
semanticId:	[IRI] https://admin-shell.io/idta/Models3D/Model3D/File/ConsumingApplication/ApplicationQualifier/1/0
Parent:	[IRI] https://admin-shell.io/idta/Models3D/Model3D/File/ConsumingApplication/1/0 ConsumingApplication
Explanation:	Unique qualifier of the application.

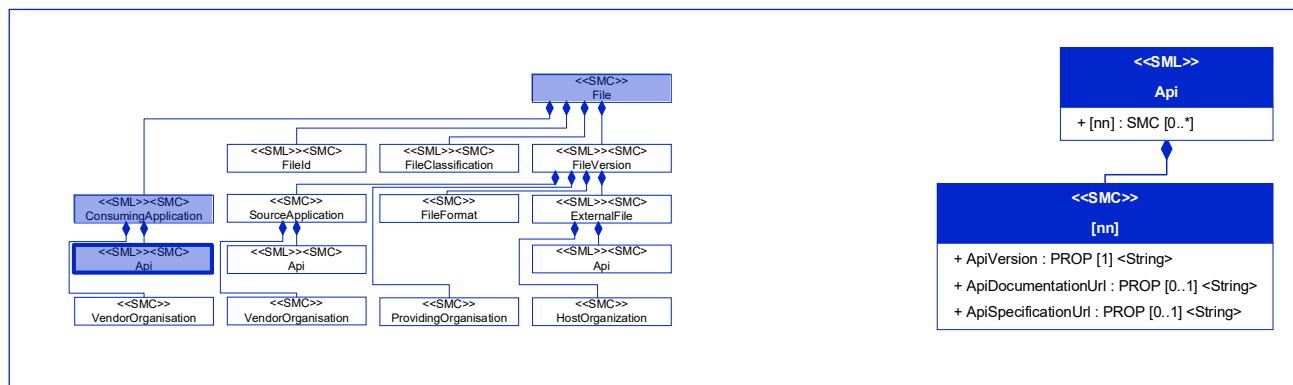


Figure 57: [SML][SMC] Api

Table 51: [SML][SMC] Api

idShort:	Api		
Class:	SubmodelElementList [SML] that contains SubmodelElementCollections [SMC]		
semanticId:	[IRI] https://admin-shell.io/idta/Models3D/Model3D/File/ConsumingApplication/Api/1/0		
Parent:	[IRI] https://admin-shell.io/idta/Models3D/Model3D/File/ConsumingApplication/1/0 ConsumingApplication		
Explanation:	List of information about how the application programming interfaces (APIs) of the consuming application is defined.		
[SME type]	semanticId = [idType]value	[valueType]	card.
idShort	Description@en	example	
[Prop] ApiVersion	[IRI] https://admin-shell.io/idta/Models3D/Model3D/File/ConsumingApplication/Api/ApiVersion/1/0 Description of the version of the API	[String] OpenAPI Specification – Version 3.0.1	1
[Prop] ApiDocumentationUrl	[IRI] https://admin-shell.io/idta/Models3D/Model3D/File/ConsumingApplication/Api/ApiDocumentationUrl/1/0 Link to the documentation of the API.	[String] https://learn.openapis.org/	0..1
[Prop] ApiSpecificationUrl	[IRI] https://admin-shell.io/idta/Models3D/Model3D/File/ConsumingApplication/Api/ApiSpecificationUrl/1/0 Link to the specification of the API.	[String] https://github.com/OAI/OpenAPI-Specification/blob/main/versions/3.0.1.md	0..1

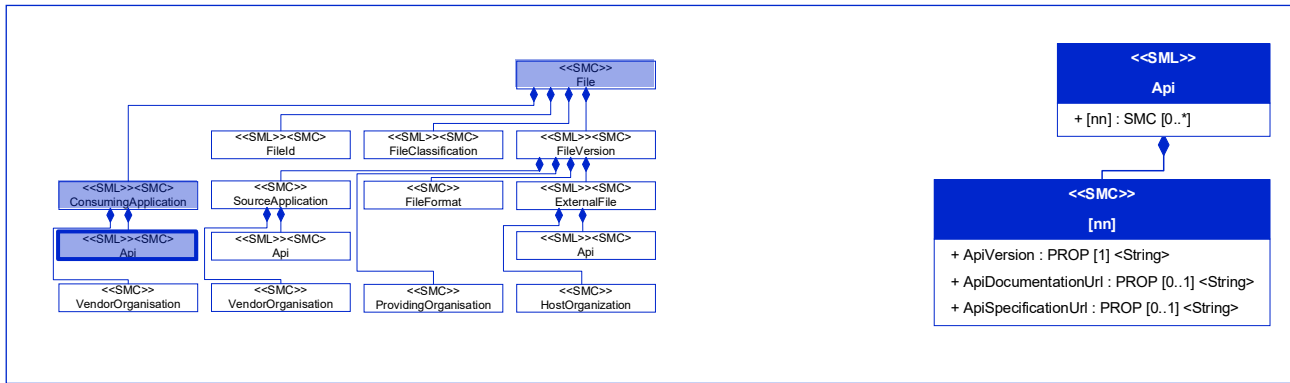


Figure 58: [Prop] ApiVersion

Table 52: [Prop] ApiVersion

idShort:	ApiVersion
Class:	Property [Prop] [String]
semanticId:	[IRI] https://admin-shell.io/idta/Models3D/Model3D/File/ConsumingApplication/Api/ApiVersion/1/0
Parent:	[IRI] https://admin-shell.io/idta/Models3D/Model3D/File/ConsumingApplication/Api/1/0 Api
Explanation:	Description of the version of the API

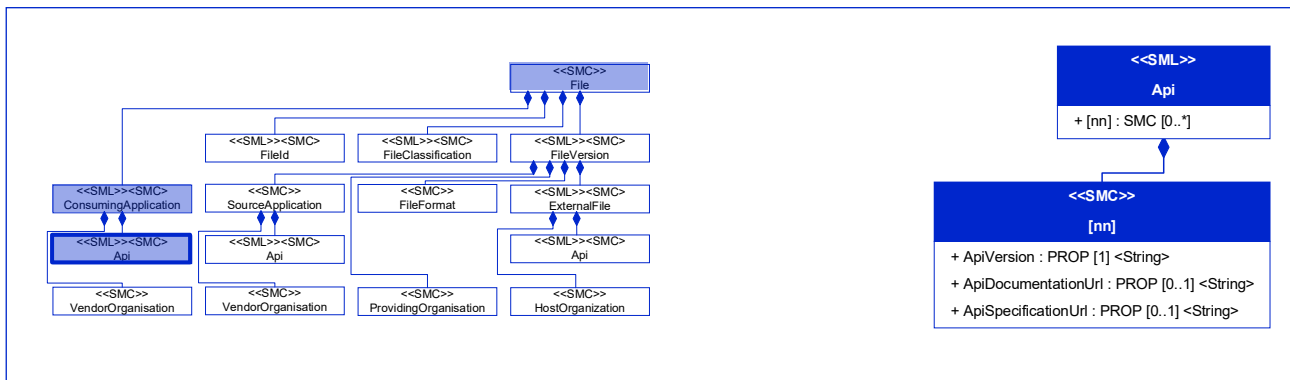


Figure 59: [Prop] ApiDocumentation

Table 53: [Prop] ApiDocumentation

idShort:	ApiDocumentationUrl
Class:	Property [Prop] [String]
semanticId:	[IRI] https://admin-shell.io/idta/Models3D/Model3D/File/ConsumingApplication/Api/ApiDocumentationUrl/1/0
Parent:	[IRI] https://admin-shell.io/idta/Models3D/Model3D/File/ConsumingApplication/Api/1/0 Api
Explanation:	Link to the specification of the API.

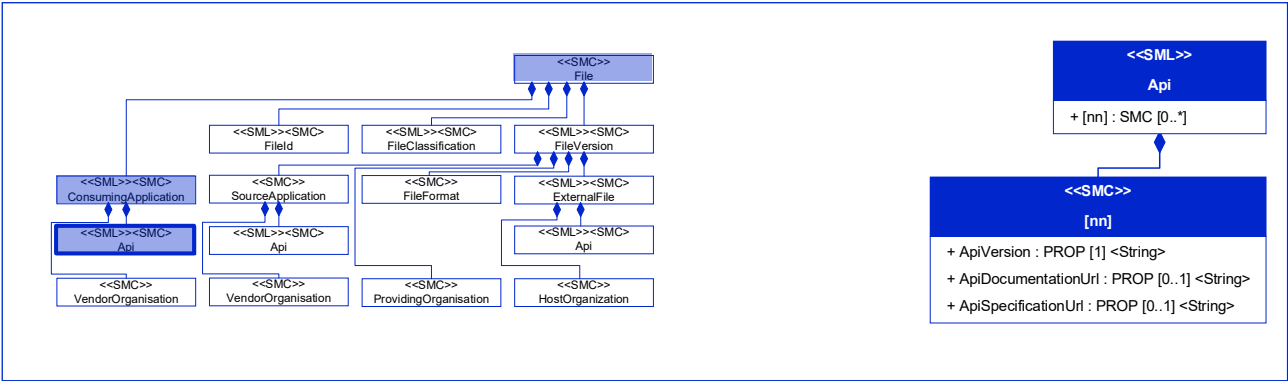


Figure 60: [Prop] ApiSpecificationUrl

Table 54: [Prop] ApiSpecificationUrl

idShort:	ApiSpecificationUrl
Class:	Property [Prop] [String]
semanticId:	[IRI] https://admin-shell.io/idta/Models3D/Model3D/File/ConsumingApplication/Api/ApiSpecificationUrl/1/0
Parent:	[IRI] https://admin-shell.io/idta/Models3D/Model3D/File/ConsumingApplication/Api/1/0 Api
Explanation:	Link to the documentation of the API.

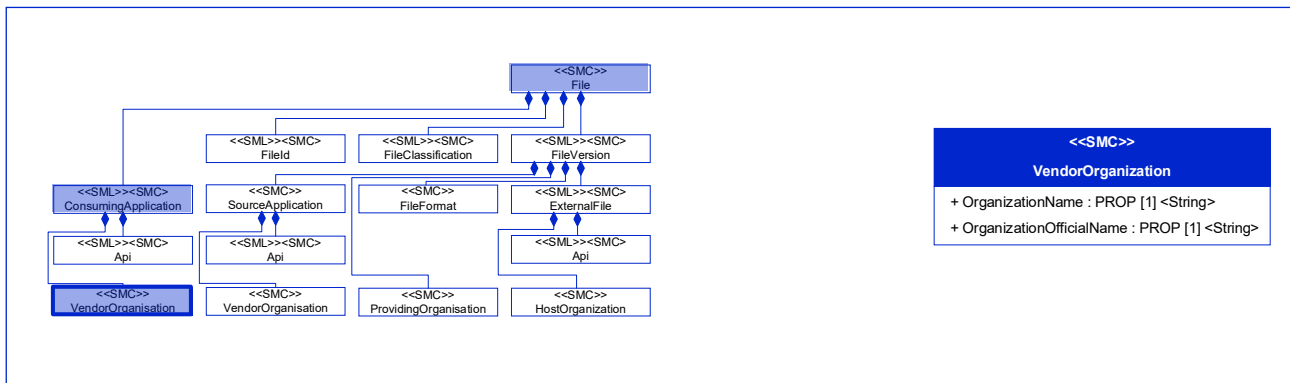


Figure 61: [SMC] VendorOrganization

Table 55: [SMC] VendorOrganization

idShort:	VendorOrganization		
Class:	SubmodelElementCollection [SMC]		
semanticId:	[IRI] https://admin-shell.io/idta/Models3D/Model3D/File/ConsumingApplication/VendorOrganization/1/0		
Parent:	[IRI] https://admin-shell.io/idta/Models3D/Model3D/File/ConsumingApplication/1/0 ConsumingApplication		
Explanation:	Information about the tool vendor organization.		
[SME type]	semanticId = [idType]value	[valueType]	card.
idShort	Description@en	example	
[Prop] OrganizationName	[IRI] https://admin-shell.io/idta/Models3D/Model3D/File/ConsumingApplication/VendorOrganization/OrganizationName/1/0 Short name of the tool vendor organization.	[String] IDTA	1
[Prop] OrganizationOfficialName	[IRI] https://admin-shell.io/idta/Models3D/Model3D/File/ConsumingApplication/VendorOrganization/OrganizationOfficialName/1/0 Official name of the tool vendor organization.	[String] Industrial Digital Twin Association e. V.	1

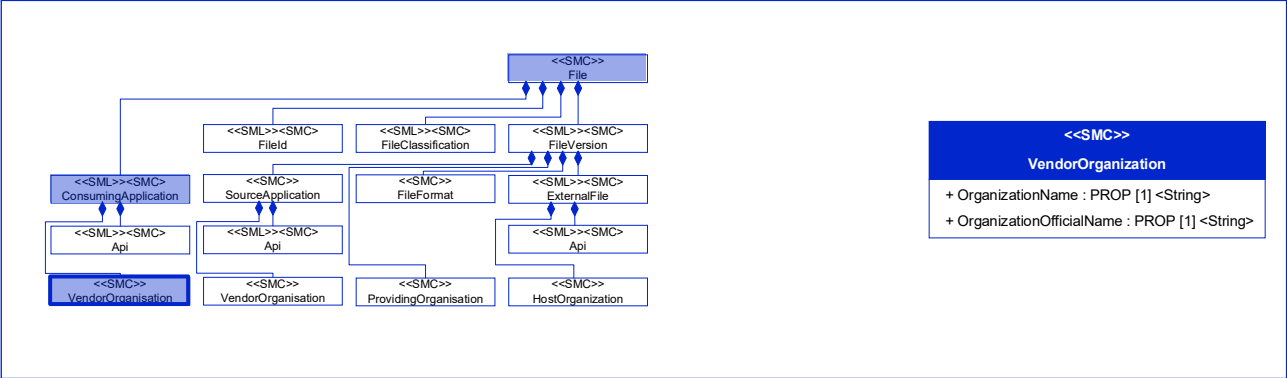


Figure 62: [Prop] OrganizationName

Table 56: [Prop] OrganizationName

idShort:	OrganizationName
Class:	Property [Prop] [String]
semanticId:	[IRI] https://admin-shell.io/idta/Models3D/Model3D/File/ConsumingApplication/VendorOrganization/OrganizationName/1/0
Parent:	[IRI] https://admin-shell.io/idta/Models3D/Model3D/File/ConsumingApplication/VendorOrganization/1/0 VendorOrganization
Explanation:	Short name of the tool vendor organization.

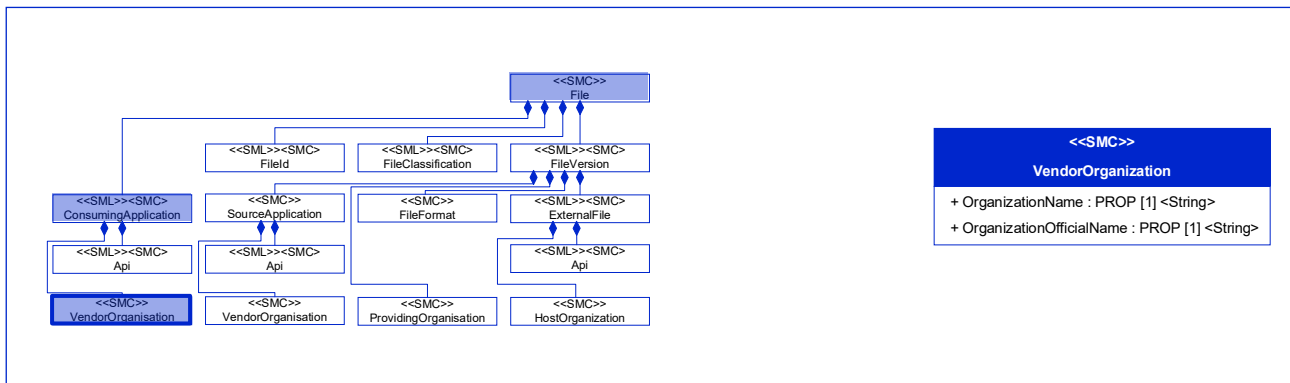


Figure 63: [Prop] OrganizationOfficialName

Table 57: [Prop] OrganizationOfficialName

idShort:	OrganizationOfficialName
Class:	Property [Prop] [String]
semanticId:	[IRI] https://admin-shell.io/idta/Models3D/Model3D/File/ConsumingApplication/VendorOrganization/OrganizationOfficialName/1/0
Parent:	[IRI] https://admin-shell.io/idta/Models3D/Model3D/File/ConsumingApplication/VendorOrganization/1/0 VendorOrganization
Explanation:	Official name of the tool vendor organization.

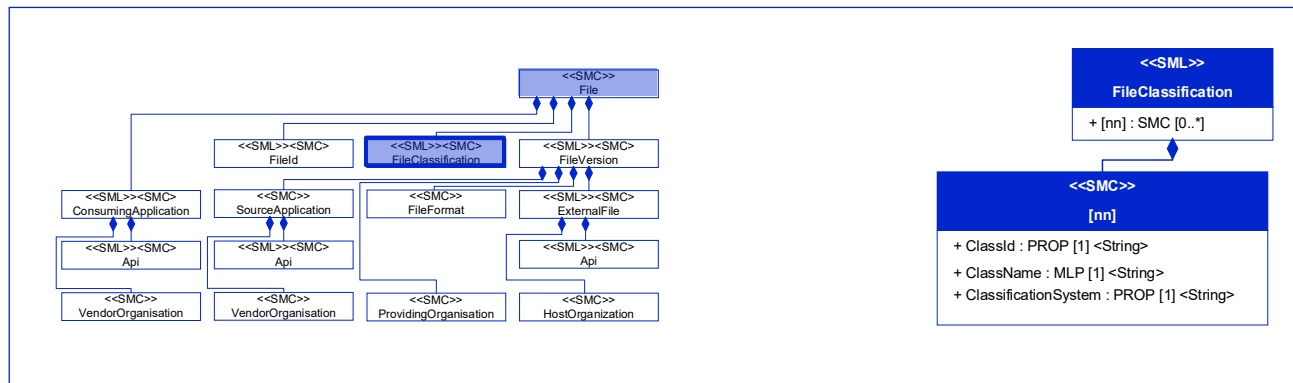


Figure 64: [SML][SMC] FileClassification

Table 58: [SML][SMC] FileClassification

idShort:	FileClassification		
Class:	SubmodelElementList [SML] that contains SubmodelElementCollections [SMC]		
semanticId:	[IRI] https://admin-shell.io/idta/Models3D/Model3D/File/FileClassification/1/0		
Parent:	[IRI] https://admin-shell.io/idta/Models3D/Model3D/File/1/0 File		
Explanation:	List of information for describing the classification of the file according to ClassificationSystems.		
[SME type]	semanticId = [idType]value	[valueType]	card.
idShort	Description@en	example	
[Prop] ClassId	[IRI] https://admin-shell.io/idta/Models3D/Model3D/File/FileClassification/ClassId/1/0 Unique ID of the document class within a ClassificationSystem.	[String] 02-02	1
[MLP] ClassName	[IRI] https://admin-shell.io/idta/Models3D/Model3D/File/FileClassification/ClassName/1/0 List of language-dependent names of the selected ClassID.	[String] Drawings, plans	1
[Prop] ClassificationSystem	[IRI] https://admin-shell.io/idta/Models3D/Model3D/File/ClassificationSystem/1/0 Identification of the classification system.	[String] VDI2770:2020	1

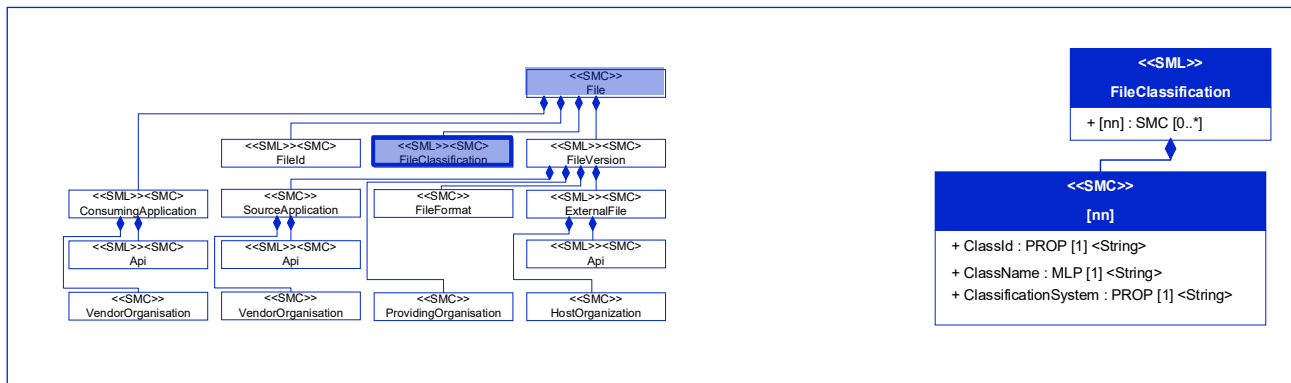


Figure 65: [Prop] ClassId

Table 59: [Prop] ClassId

idShort:	ClassId
Class:	Property [Prop] [String]
semanticId:	[IRI] https://admin-shell.io/idta/Models3D/Model3D/File/FileClassification/ClassId/1/0
Parent:	[IRI] https://admin-shell.io/idta/Models3D/Model3D/File/FileClassification/1/0 FileClassification
Explanation:	Unique ID of the document class within a ClassificationSystem.

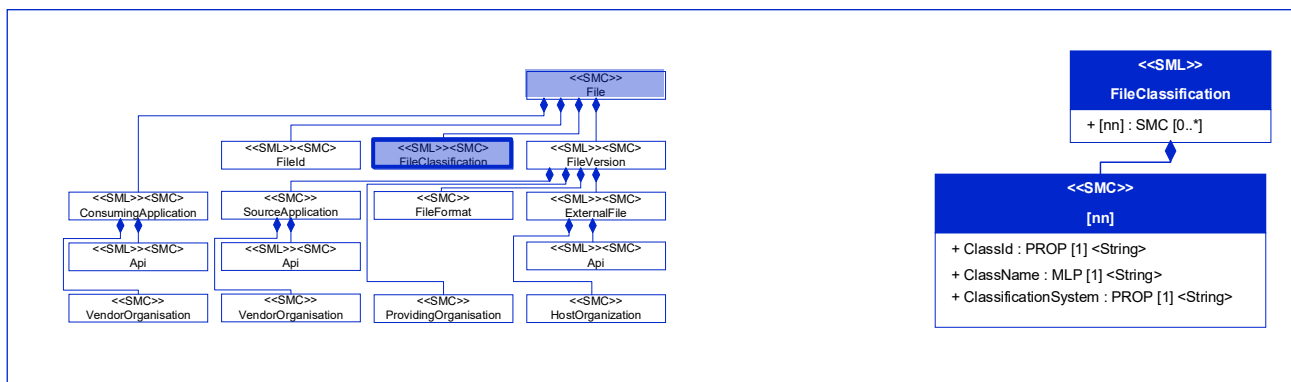


Figure 66: [MLP] ClassName

Table 60: [MLP] ClassName

idShort:	ClassName
Class:	MultiLanguageProperty [MLP] [String]
semanticId:	[IRI] https://admin-shell.io/idta/Models3D/Model3D/File/FileClassification/ClassName/1/0
Parent:	[IRI] https://admin-shell.io/idta/Models3D/Model3D/File/FileClassification/1/0 FileClassification
Explanation:	List of language-dependent names of the selected ClassID.

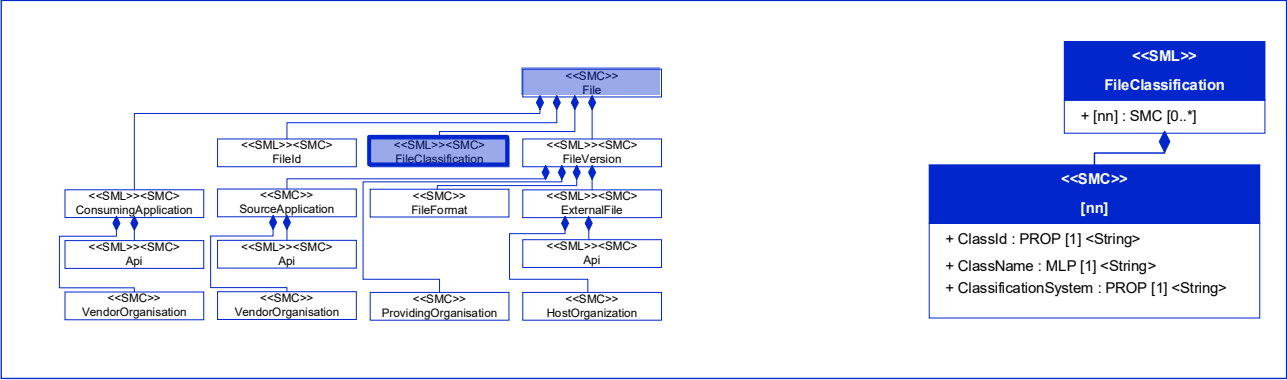


Figure 67: [Prop] ClassificationSystem

Table 61: [Prop] ClassificationSystem

idShort:	ClassificationSystem
Class:	Property [Prop] [String]
semanticId:	[IRI] https://admin-shell.io/idta/Models3D/Model3D/File/FileClassification/ClassificationSystem/1/0
Parent:	[IRI] https://admin-shell.io/idta/Models3D/Model3D/File/FileClassification/1/0 FileClassification
Explanation:	Identification of the classification system.

2.2.3 [SMC] Capability

The [SMC] Capability describes what can be done and what shouldn't be done with the model. Another point is how "trustworthy" the model is. Have elements been removed e.g. to save computational power or to protect IP? Is the geometry based on a measurement of an instance or designed? Describes the model an intermediate status in the whole process chain? Figure 68 shows the [SMC] Capability as well as the conceptual connection to the [ValueLists] and [CommonSME].

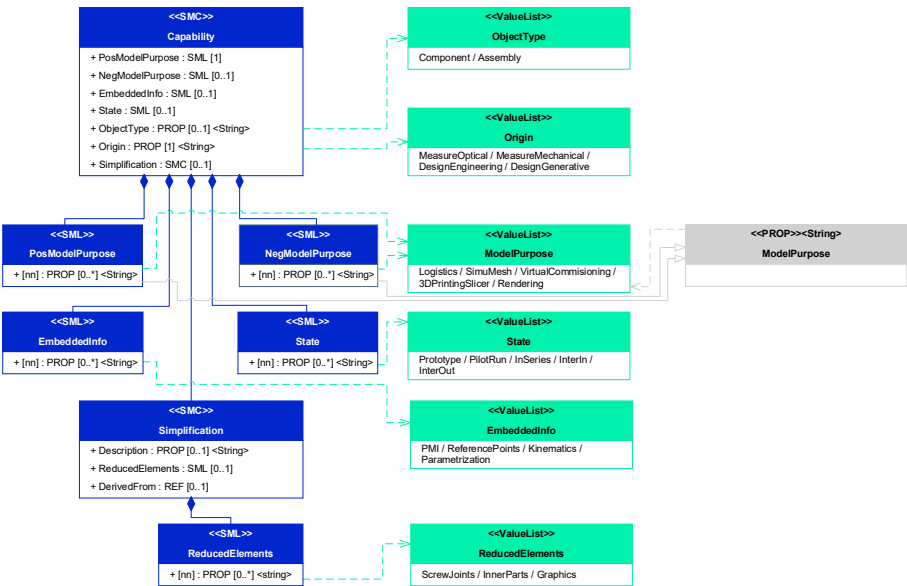


Figure 68: [SMC] Capability




Figure 69: [SMC] Capability

Table 62: [SMC] Capability

idShort:	Capability		
Class:	SubmodelElementCollection [SMC]		
semanticId:	[IRI] https://admin-shell.io/idta/Models3D/Model3D/Capability/1/0		
Parent:	[IRI] https://admin-shell.io/idta/Models3D/Model3D/1/0 Model3D		
Explanation:	Information about the model capability.		
[SME type]	semanticId = [idType]value	[valueType]	card.
idShort	Description@en	example	
[SML][Prop] PosModelPurpose	[IRI] https://admin-shell.io/idta/Models3D/Model3D/Capability/PosModelPurpose/1/0 List of purposes for which the model is explicitly suitable. Use ValueList – ModelPurpose	[String] FDM Simulation	1
[SML][Prop] NegModelPurpose	[IRI] https://admin-shell.io/idta/Models3D/Model3D/Capability/NegModelPurpose/1/0 List of purposes for which the model is explicitly not suitable. Use ValueList – ModelPurpose	[String] Rendering	0..1
[SML][Prop] EmbeddedInfo	[IRI] https://admin-shell.io/idta/Models3D/Model3D/Capability/EmbeddedInfo/1/0 List of further information that are embedded in the 3D model file itself. Use ValueList – EmbeddedInfo	[String] Reference Points	0..1
[SML][Prop] State	[IRI] https://admin-shell.io/idta/Models3D/Model3D/Capability/State/1/0 List of states or maturity in the products lifecycle which is represented by the model. Use ValueList – State	[String] Manufacturing in	0..1

[Prop] ObjectType	[IRI] https://admin-shell.io/idta/Models3D/Model3D/Capability/ObjectType/1/0 Object type in terms of CAD structure. Use ValueList – ObjectType	[String] Assembly	0..1
[Prop] Origin	[IRI] https://admin-shell.io/idta/Models3D/Model3D/Capability/Origin/1/0 Origin on which the model is based on. Use ValueList – Origin	[String] Modeling	1
[SMC] Simplification	[IRI] https://admin-shell.io/idta/Models3D/Model3D/Capability/Simplification/1/0 Information what was simplified in this [SMC] Model3D compared to a reference [SMC] Model 3D, in this case [REF] DerivedFrom.	[n/a]	0..1




Figure 70: [SML][Prop] PosModelPurpose

Table 63: [SML][Prop] PosModelPurpose

idShort:	PosModelPurpose
Class:	SubmodelElementList [SML] of Properties [Prop] [String]
semanticId:	[IRI] https://admin-shell.io/idta/Models3D/Model3D/Capability/PosModelPurpose/1/0
Parent:	[IRI] https://admin-shell.io/idta/Models3D/Model3D/Capability/1/0 Capability
Explanation:	List of purposes for which the model is explicitly suitable. Use ValueList – ModelPurpose




Figure 71: [SML][Prop] NegModelPurpose

Table 64: [SML][Prop] NegModelPurpose

idShort:	NegModelPurpose
Class:	SubmodelElementList [SML] of Properties [Prop] [String]
semanticId:	[IRI] https://admin-shell.io/idta/Models3D/Model3D/Capability/NegModelPurpose/1/0
Parent:	[IRI] https://admin-shell.io/idta/Models3D/Model3D/Capability/1/0 Capability
Explanation:	List of purposes for which the model is explicitly not suitable. Use ValueList – ModelPurpose



Figure 72: [Prop] EmbeddedInfo

Table 65:	[SML][Prop] EmbeddedInfo
idShort:	Embedded Info
Class:	SubmodelElementList [SML] of Properties [Prop] [String]
semanticId:	[IRI] https://admin-shell.io/idta/Models3D/Model3D/Capability/EmbeddedInfo/1/0
Parent:	[IRI] https://admin-shell.io/idta/Models3D/Model3D/Capability/1/0 Capability
Explanation:	List of further information that are embedded in the 3D model file itself. Use ValueList – EmbeddedInfo




Figure 73: [SML][Prop] State

Table 66: [SML][Prop] State

idShort:	State
Class:	Property [Prop] [String]
semanticId:	[IRI] https://admin-shell.io/idta/Models3D/Model3D/Capability/State/1/0
Parent:	[IRI] https://admin-shell.io/idta/Models3D/Model3D/Capability/1/0 Capability
Explanation:	List of states or maturity in the products lifecycle which is represented by the model. Use ValueList – State



Figure 74: [Prop] ObjectType

Table 67:	[Prop] ObjectType
idShort:	ObjectType
Class:	Property [Prop] [String]
semanticId:	[IRI] https://admin-shell.io/idta/Models3D/Model3D/Capability/ObjectType/1/0
Parent:	[IRI] https://admin-shell.io/idta/Models3D/Model3D/Capability/1/0 Capability
Explanation:	Object type in terms of CAD structure. Use ValueList – ObjectType




Figure 75: [Prop] Origin

Table 68: [Prop] Origin

idShort:	Origin
Class:	Property [Prop] [String]
semanticId:	[IRI] https://admin-shell.io/idta/Models3D/Model3D/Capability/Origin/1/0
Parent:	[IRI] https://admin-shell.io/idta/Models3D/Model3D/Capability/1/0 Capability
Explanation:	Origin on which the model is based on. Use ValueList – Origin




Figure 76: [SMC] Simplification

Table 69: [SMC] Simplification

idShort:	Simplification		
Class:	SubmodelElementCollection [SMC]		
semanticId:	[IRI] https://admin-shell.io/idta/Models3D/Model3D/Capability/Simplification/1/0		
Parent:	[IRI] https://admin-shell.io/idta/Models3D/Model3D/Capability/1/0 Capability		
Explanation:	Information what was simplified in this [SMC] Model3D compared to a reference [SMC] Model 3D, in this case [REF] DerivedFrom.		
[SME type]	semanticId = [idType]value	[valueType]	card.
idShort	Description@en	example	
[Prop] Description	[IRI] https://admin-shell.io/idta/Models3D/Model3D/Capability/Simplification/LevelDescription/1/0 Textual description of what was simplified.	[String] In comparison to the 3D model this 3D model was derived from, all screw joints were removed.	0..1
[SML][Prop] ReducedElements	[IRI] https://admin-shell.io/idta/Models3D/Model3D/Capability/Simplification/ReducedElements/1/0 List of information about what elements were reduced, in comparison to the model this model was derived from. Use ValueList – ReducedElements	[String] Screw Joints	0..1
[Ref] DerivedFrom	[IRI] https://admin-shell.io/idta/Models3D/Model3D/Capability/Simplification/DerivedFrom/1/0 Reference points to a [SMC] “Model3D” on which this [SMC] “Model3D” is based on.	[n/a]	0..1




Figure 77: [Prop] Description

Table 70: [Prop] Description

idShort:	Description
Class:	Property [Prop] [String]
semanticId:	[IRI] https://admin-shell.io/idta/Models3D/Model3D/Capability/Simplification/Description/1/0
Parent:	[IRI] https://admin-shell.io/idta/Models3D/Model3D/Capability/Simplification/1/0 Simplification
Explanation:	Textual description of what was simplified.




Figure 78: [SML][Prop] ReducedElements

Table 71: [SML][Prop] ReducedElements

idShort:	ReducedElements
Class:	SubmodelElementList [SML] that contains Properties [Prop] [String]
semanticId:	[IRI] https://admin-shell.io/idta/Models3D/Model3D/Capability/Simplification/ReducedElements/1/0
Parent:	[IRI] https://admin-shell.io/idta/Models3D/Model3D/Capability/Simplification/1/0 Simplification
Explanation:	List of information about what elements were reduced, in comparison to the model this model was derived from. Use ValueList – ReducedElements



Figure 79: [Ref] DerivedFrom

Table 72: [Ref] DerivedFrom

idShort:	DerivedFrom
Class:	Reference [Ref]
semanticId:	[IRI] https://admin-shell.io/idta/Models3D/Model3D/Capability/Simplification/DerivedFrom/1/0
Parent:	[IRI] https://admin-shell.io/idta/Models3D/Model3D/Capability/Simplification/1/0 Simplification
Explanation:	Reference points to a [SMC] "Model3D" on which this [SMC] "Model3D" is based on.

2.2.4 [SMC] Geometry

The [SMC] Geometry describes a basic set of geometric information like cartesian vectors that are used to describe a geometric bounding box around the asset and reference systems, or reference points, if necessary. Note that this SMEs should not be used to redefine the 3D models, but complement them, where it is suitable. Figure 80 shows the [SMC] Geometry as well as the conceptual connection to the [ValueLists] and [CommonSME].

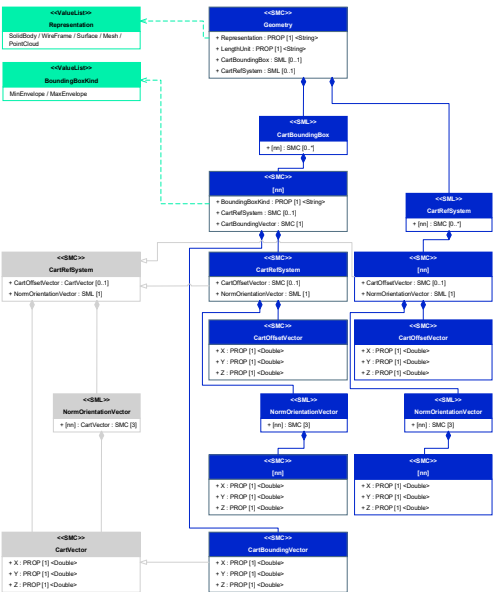


Figure 80: [SMC] Geometry




Figure 81: [SMC] Geometry

Table 73: [SMC] Geometry

idShort:	Geometry		
Class:	SubmodelElementCollection [SMC]		
semanticId:	[IRI] https://admin-shell.io/idta/Models3D/Model3D/Geometry/1/0		
Parent:	[IRI] https://admin-shell.io/idta/Models3D/Model3D/1/0 Model3D		
Explanation:	Basic geometric information of the model.		
[SME type]	semanticId = [idType]value	[valueType]	card.
idShort	Description@en	example	
[Prop] Representation	[IRI] https://admin-shell.io/idta/Models3D/Model3D/Geometry/Representation/1/0 Geometric representation of the asset. Use ValueList – Representation	[String] Wire Frame	1
[Prop] LengthUnit	[IRI] https://admin-shell.io/idta/Models3D/Model3D/Geometry/LengthUnit/1/0 The measurement unit of the length properties within subordinate [Prop] of this [SMC] Geometry.	[String] mm	1
[SML][SMC] CartBoundingBox	[IRI] https://admin-shell.io/idta/Models3D/Model3D/Geometry/CartBoundingBox/1/0 List of information about the cartesian bounding boxes of the asset.	[n/a]	0..1
[SML][SMC] CartRefSystem	[IRI] https://admin-shell.io/idta/Models3D/Model3D/Geometry/CartRefSystem/1/0 List of three cartesian reference systems of the asset.	[n/a]	0..1




Figure 82: [Prop] Representation

Table 74: [Prop] Representation

idShort:	Representation
Class:	Property [Prop] [String]
semanticId:	[IRI] https://admin-shell.io/idta/Models3D/Model3D/Geometry/Representation/1/0
Parent:	[IRI] https://admin-shell.io/idta/Models3D/Model3D/Geometry/1/0 Geometry
Explanation:	Geometric representation of the asset. Use ValueList – Representation



Figure 83: [Prop] LengthUnit

Table 75: [Prop] LengthUnit

idShort:	LengthUnit
Class:	Property [Prop] [String]
semanticId:	[IRI] https://admin-shell.io/idta/Models3D/Model3D/Geometry/LengthUnit/1/0
Parent:	[IRI] https://admin-shell.io/idta/Models3D/Model3D/Geometry/1/0 Geometry
Explanation:	The measurement unit of the length properties within subordinate [Prop] of this [SMC] Geometry.



Figure 84: [SML][SMC] CartBoundingBox

Table 76: [SML][SMC] CartBoundingBox

idShort:	CartBoundingBox		
Class:	SubmodelElementList [SML] that contains SubmodelElementCollections [SMC]		
semanticId:	[IRI] https://admin-shell.io/idta/Models3D/Model3D/Geometry/CartBoundingBox/1/0		
Parent:	[IRI] https://admin-shell.io/idta/Models3D/Model3D/Geometry/1/0 Geometry		
Explanation:	List of information about the cartesian bounding boxes of the asset.		
[SME type]	semanticId = [idType]value	[valueType]	card.
idShort	Description@en	example	
[Prop] BoundingBoxKind	[IRI] https://admin-shell.io/idta/Models3D/Model3D/Geometry/CartBoundingBox/BoundingBoxKind/1/0 Information about the kind of bounding box. Use ValueList – BoundingBoxKind	[String] MaxEnvelope	1
[SMC] CartRefSystem	[IRI] https://admin-shell.io/idta/Models3D/Model3D/Geometry/CartBoundingBox/CartRefSystem/1/0 Cartesian reference system of the bounding box.	[n/a]	0..1
[SMC] CartBoundingVector	[IRI] https://admin-shell.io/idta/Models3D/Model3D/Geometry/CartBoundingBox/CartBoundingVector/1/0 Cartesian vector that describes the expansion of the bounding box from a cartesian reference system (CartRefSystem).	[n/a]	1



Figure 85: [Prop] BoundingBoxKind

Table 77:	[Prop] BoundingBoxKind
idShort:	BoundingBoxKind
Class:	Property [Prop] [String]
semanticId:	[IRI] https://admin-shell.io/idta/Models3D/Model3D/Geometry/CartBoundingBox/BoundingBoxKind/1/0
Parent:	[IRI] https://admin-shell.io/idta/Models3D/Model3D/Geometry/CartBoundingBox/1/0 CartBoundingBox
Explanation:	Information about the kind of bounding box. Use ValueList – BoundingBoxKind




Figure 86: [SMC] CartRefSystem

Table 78: [SMC] CartRefSystem

idShort:	CartRefSystem		
Class:	SubmodelElementCollection [SMC]		
semanticId:	[IRI] https://admin-shell.io/idta/Models3D/Model3D/Geometry/CartBoundingBox/CartRefSystem/1/0		
Parent:	[IRI] https://admin-shell.io/idta/Models3D/Model3D/Geometry/CartBoundingBox/1/0 CartBoundingBox		
Explanation:	Cartesian reference system of the cart bounding box of the Asset.		
[SME type]	semanticId = [idType]value	[valueType]	card.
idShort	Description@en	example	
[SMC] CartOffsetVector	[IRI] https://admin-shell.io/idta/Models3D/Model3D/Geometry/CartBoundingBox/CartRefSystem/CartOffsetVector/1/0 Cartesian offset vector of the cartesian reference system	[n/a]	0..1
[SMC] NormOrientationVector	[IRI] https://admin-shell.io/idta/Models3D/Model3D/Geometry/CartBoundingBox/CartRefSystem/NormOrientationVector/1/0 Cartesian norm vector of the cartesian reference system	[n/a]	3




Figure 87: [SMC] CartOffsetVector

Table 79: [SMC] CartOffsetVector

idShort:	CartOffsetVector		
Class:	SubmodelElementCollection [SMC]		
semanticId:	[IRI] https://admin-shell.io/idta/Models3D/Model3D/Geometry/CartBoundingBox/CartRefSystem/CartOffsetVector/1/0		
Parent:	[IRI] https://admin-shell.io/idta/Models3D/Model3D/Geometry/CartBoundingBox/CartRefSystem/1/0 CartRefSystem		
Explanation:	Cartesian offset vector of the cartesian reference system		
[SME type]	semanticId = [idType]value	[valueType]	card.
idShort	Description@en	example	
[Prop] X	[IRI] https://admin-shell.io/idta/Models3D/Model3D/Geometry/CartBoundingBox/CartRefSystem/CartOffsetVector/X/1/0 X component of the offset vector. Always state the unit.	[Double] 42	1
[Prop] Y	[IRI] https://admin-shell.io/idta/Models3D/Model3D/Geometry/CartBoundingBox/CartRefSystem/CartOffsetVector/Y/1/0 Y component of the offset vector. Always state the unit.	[Double] 42	1
[Prop] Z	[IRI] https://admin-shell.io/idta/Models3D/Model3D/Geometry/CartBoundingBox/CartRefSystem/CartOffsetVector/Z/1/0 Z component of the offset vector. Always state the unit.	[Double] 42	1




Figure 88: [Prop] X

Table 80: [Prop] X

idShort:	X
Class:	Property [Prop] [Double]
semanticId:	[IRI] https://admin-shell.io/idta/Models3D/Model3D/Geometry/CartBoundingBox/CartRefSystem/CartOffsetVector/X/1/0
Parent:	[IRI] https://admin-shell.io/idta/Models3D/Model3D/Geometry/CartBoundingBox/CartRefSystem/CartOffsetVector/1/0 CartOffsetVector
Explanation:	X component of the offset vector. Always state the unit.




Figure 89: [Prop] Y

Table 81:	[Prop] Y
idShort:	Y
Class:	Property [Prop] [Double]
semanticId:	[IRI] https://admin-shell.io/idta/Models3D/Model3D/Geometry/CartBoundingBox/CartRefSystem/CartOffsetVector/Y/1/0
Parent:	[IRI] https://admin-shell.io/idta/Models3D/Model3D/Geometry/CartBoundingBox/CartRefSystem/CartOffsetVector/1/0 CartOffsetVector
Explanation:	Y component of the offset vector. Always state the unit.




Figure 90: [Prop] Z

Table 82: [Prop] Z

idShort:	Z
Class:	Property [Prop] [Double]
semanticId:	[IRI] https://admin-shell.io/idta/Models3D/Model3D/Geometry/CartBoundingBox/CartRefSystem/CartOffsetVector/Z/1/0
Parent:	[IRI] https://admin-shell.io/idta/Models3D/Model3D/Geometry/CartBoundingBox/CartRefSystem/CartOffsetVector/1/0 CartOffsetVector
Explanation:	Z component of the offset vector. Always state the unit.




Figure 91: [SML][SMC] NormOrientationVector

Table 83: [SML][SMC] NormOrientationVector

idShort:	NormOrientationVector		
Class:	SubmodelElementList [SML] that contains SubmodelElementCollections [SMC]		
semanticId:	[IRI] https://admin-shell.io/idta/Models3D/Model3D/Geometry/CartBoundingBox/CartRefSystem/NormOrientationVector/1/0		
Parent:	[IRI] https://admin-shell.io/idta/Models3D/Model3D/Geometry/CartBoundingBox/CartRefSystem/1/0 CartRefSystem		
Explanation:	List with three cartesian norm vectors of the cartesian reference system		
[SME type]	semanticId = [idType]value	[valueType]	card.
idShort	Description@en	example	
[Prop] X	[IRI] https://admin-shell.io/idta/Models3D/Model3D/Geometry/CartBoundingBox/CartRefSystem/NormOrientationVector/X/1/0 X component of the norm vector. Always state the unit.	[Double] 42	1
[Prop] Y	[IRI] https://admin-shell.io/idta/Models3D/Model3D/Geometry/CartBoundingBox/CartRefSystem/NormOrientationVector/Y/1/0 Y component of the norm vector. Always state the unit.	[Double] 42	1
[Prop] Z	[IRI] https://admin-shell.io/idta/Models3D/Model3D/Geometry/CartBoundingBox/CartRefSystem/NormOrientationVector/Z/1/0 Z component of the norm vector. Always state the unit.	[Double] 42	1




Figure 92: [Prop] X

Table 84: [Prop] X

idShort:	X
Class:	Property [Prop] [Double]
semanticId:	[IRI] https://admin-shell.io/idta/Models3D/Model3D/Geometry/CartBoundingBox/CartRefSystem/NormOrientationVector/X/1/0
Parent:	[IRI] https://admin-shell.io/idta/Models3D/Model3D/Geometry/CartBoundingBox/CartRefSystem/NormOrientationVector/1/0 NormOrientationVector
Explanation:	X component of the norm vector. Always state the unit.



Figure 93: [Prop] Y

Table 85:	[Prop] Y
idShort:	Y
Class:	Property [Prop] [Double]
semanticId:	[IRI] https://admin-shell.io/idta/Models3D/Model3D/Geometry/CartBoundingBox/CartRefSystem/NormOrientationVector/Y/1/0
Parent:	[IRI] https://admin-shell.io/idta/Models3D/Model3D/Geometry/CartBoundingBox/CartRefSystem/NormOrientationVector/1/0 NormOrientationVector
Explanation:	Y component of the norm vector. Always state the unit.




Figure 94: [Prop] Z

Table 86: [Prop] Z

idShort:	Z
Class:	Property [Prop] [Double]
semanticId:	[IRI] https://admin-shell.io/idta/Models3D/Model3D/Geometry/CartBoundingBox/CartRefSystem/NormOrientationVector/Z/1/0
Parent:	[IRI] https://admin-shell.io/idta/Models3D/Model3D/Geometry/CartBoundingBox/CartRefSystem/NormOrientationVector/1/0 NormOrientationVector
Explanation:	Z component of the norm vector. Always state the unit.




Figure 95: [SMC] CartBoundingVector

Table 87: [SMC] CartBoundingVector

idShort:	CartBoundingVector		
Class:	SubmodelElementCollection [SMC]		
semanticId:	[IRI] https://admin-shell.io/idta/Models3D/Model3D/Geometry/CartBoundingBox/CartBoundingVector/1/0		
Parent:	[IRI] https://admin-shell.io/idta/Models3D/Model3D/Geometry/CartBoundingBox/1/0 CartBoundingBox		
Explanation:	Cartesian vector that describes the expansion of the bounding box from a cartesian reference system (CartRefSystem).		
[SME type]	semanticId = [idType]value	[valueType]	card.
idShort	Description@en	example	
[Prop] X	[IRI] https://admin-shell.io/idta/Models3D/Model3D/Geometry/CartBoundingBox/CartBoundingVector/X/1/0 X component of the bounding vector. Always state the unit.	[Double] 42	1
[Prop] Y	[IRI] https://admin-shell.io/idta/Models3D/Model3D/Geometry/CartBoundingBox/CartBoundingVector/Y/1/0 Y component of the bounding vector. Always state the unit.	[Double] 42	1
[Prop] Z	[IRI] https://admin-shell.io/idta/Models3D/Model3D/Geometry/CartBoundingBox/CartBoundingVector/Z/1/0 Z component of the bounding vector. Always state the unit.	[Double] 42	1




Figure 96: [Prop] X

Table 88: [Prop] X

idShort:	X
Class:	Property [Prop] [Double]
semanticId:	[IRI] https://admin-shell.io/idta/Models3D/Model3D/Geometry/CartBoundingBox/CartBoundingVector/X/1/0
Parent:	[IRI] https://admin-shell.io/idta/Models3D/Model3D/Geometry/CartBoundingBox/CartBoundingVector/1/0 CartBoundingVector
Explanation:	X component of the bounding vector. Always state the unit.



Figure 97: [Prop] Y

Table 89:	[Prop] Y
idShort:	Y
Class:	Property [Prop] [Double]
semanticId:	[IRI] https://admin-shell.io/idta/Models3D/Model3D/Geometry/CartBoundingBox/CartBoundingVector/Y/1/0
Parent:	[IRI] https://admin-shell.io/idta/Models3D/Model3D/Geometry/CartBoundingBox/CartBoundingVector/1/0 CartBoundingVector
Explanation:	Y component of the bounding vector. Always state the unit.




Figure 98: [Prop] Z

Table 90: [Prop] Z

idShort:	Z
Class:	Property [Prop] [Double]
semanticId:	[IRI] https://admin-shell.io/idta/Models3D/Model3D/Geometry/CartBoundingBox/CartBoundingVector/Z/1/0
Parent:	[IRI] https://admin-shell.io/idta/Models3D/Model3D/Geometry/CartBoundingBox/CartBoundingVector/1/0 CartBoundingVector
Explanation:	Z component of the bounding vector. Always state the unit.



Figure 99: [SML][SMC] CartRefSystem

Table 91: [SML][SMC] CartRefSystem

idShort:	CartRefSystem		
Class:	SubmodelElementList [SML] that contains SubmodelElementCollections [SMC]		
semanticId:	[IRI] https://admin-shell.io/idta/Models3D/Model3D/Geometry/CartRefSystem/1/0		
Parent:	[IRI] https://admin-shell.io/idta/Models3D/Model3D/Geometry/1/0 Geometry		
Explanation:	List of cartesian reference system.		
[SME type]	semanticId = [idType]value	[valueType]	card.
idShort	Description@en	example	
[SMC] CartOffsetVector	[IRI] https://admin-shell.io/idta/Models3D/Model3D/Geometry/CartRefSystem/CartOffsetVector/1/0 Cartesian offset vector of the cartesian reference system	[n/a]	0..1
[SML][SMC] NormOrientationVector	[IRI] https://admin-shell.io/idta/Models3D/Model3D/Geometry/CartRefSystem/NormOrientationVector/1/0 List of three cartesian norm vectors of the cartesian reference system	[n/a]	1




Figure 100: [SMC] CartOffsetVector

Table 92: [SMC] CartOffsetVector

idShort:	CartOffsetVector		
Class:	SubmodelElementCollection [SMC]		
semanticId:	[IRI] https://admin-shell.io/idta/Models3D/Model3D/Geometry/CartRefSystem/CartOffsetVector/1/0		
Parent:	[IRI] https://admin-shell.io/idta/Models3D/Model3D/Geometry/CartRefSystem/1/0 CartRefSystem		
Explanation:	Cartesian offset vector of the cartesian reference system		
[SME type]	semanticId = [idType]value	[valueType]	card.
idShort	Description@en	example	
[Prop] X	[IRI] https://admin-shell.io/idta/Models3D/Model3D/Geometry/CartRefSystem/CartOffsetVector/X/1/0 X component of the reference vector. Always state the unit.	[Double] 42	1
[Prop] Y	[IRI] https://admin-shell.io/idta/Models3D/Model3D/Geometry/CartRefSystem/CartOffsetVector/Y/1/0 Y component of the reference vector. Always state the unit.	[Double] 42	1
[Prop] Z	[IRI] https://admin-shell.io/idta/Models3D/Model3D/Geometry/CartRefSystem/CartOffsetVector/Z/1/0 Z component of the reference vector. Always state the unit.	[Double] 42	1




Figure 101: [Prop] X

Table 93:	[Prop] X
idShort:	X
Class:	Property [Prop] [Double]
semanticId:	[IRI] https://admin-shell.io/idta/Models3D/Model3D/Geometry/CartRefSystem/CartOffsetVector/X/1/0
Parent:	[IRI] https://admin-shell.io/idta/Models3D/Model3D/Geometry/CartRefSystem/CartOffsetVector/1/0 CartOffsetVector
Explanation:	X component of the reference vector. Always state the unit.



Figure 102: [Prop] Y

Table 94:	[Prop] Y
idShort:	Y
Class:	Property [Prop] [Double]
semanticId:	[IRI] https://admin-shell.io/idta/Models3D/Model3D/Geometry/CartRefSystem/CartOffsetVector/Y/1/0
Parent:	[IRI] https://admin-shell.io/idta/Models3D/Model3D/Geometry/CartRefSystem/CartOffsetVector/1/0 CartOffsetVector
Explanation:	Y component of the reference vector. Always state the unit.




Figure 103: [Prop] Z

Table 95: [Prop] Z

idShort:	Z
Class:	Property [Prop] [Double]
semanticId:	[IRI] https://admin-shell.io/idta/Models3D/Model3D/Geometry/CartRefSystem/CartOffsetVector/Z/1/0
Parent:	[IRI] https://admin-shell.io/idta/Models3D/Model3D/Geometry/CartRefSystem/CartOffsetVector/1/0 CartOffsetVector
Explanation:	Z component of the reference vector. Always state the unit.




Figure 104: [SML][SMC] NormOrientationVector

Table 96: [SML][SMC] NormOrientationVector

idShort:	NormOrientationVector		
Class:	SubmodelElementList [SML] that contains SubmodelElementCollections [SMC]		
semanticId:	[IRI] https://admin-shell.io/idta/Models3D/Model3D/Geometry/CartRefSystem/NormOrientationVector/1/0		
Parent:	[IRI] https://admin-shell.io/idta/Models3D/Model3D/Geometry/CartRefSystem/1/0 CartRefSystem		
Explanation:	List of three norm orientation vectors of the cartesian reference system.		
[SME type]	semanticId = [idType]value	[valueType]	card.
idShort	Description@en	example	
[Prop] X	[IRI] https://admin-shell.io/idta/Models3D/Model3D/Geometry/CartRefSystem/NormOrientationVector/X/1/0 X component of the norm vector. Always state the unit.	[Double] 42	1
[Prop] Y	[IRI] https://admin-shell.io/idta/Models3D/Model3D/Geometry/CartRefSystem/NormOrientationVector/Y/1/0 Y component of the norm vector. Always state the unit.	[Double] 42	1
[Prop] Z	[IRI] https://admin-shell.io/idta/Models3D/Model3D/Geometry/CartRefSystem/NormOrientationVector/Z/1/0 Z component of the norm vector. Always state the unit.	[Double] 42	1




Table 97: [Prop] X

idShort:	X
Class:	Property [Prop] [Double]
semanticId:	[IRI] https://admin-shell.io/idta/Models3D/Model3D/Geometry/CartRefSystem/NormOrientationVector/X/1/0
Parent:	[IRI] https://admin-shell.io/idta/Models3D/Model3D/Geometry/CartRefSystem/NormOrientationVector/1/0 NormOrientationVector
Explanation:	X component of the norm vector. Always state the unit.



Figure 106: [Prop] Y

Table 98:	[Prop] Y
idShort:	Y
Class:	Property [Prop] [Double]
semanticId:	[IRI] https://admin-shell.io/idta/Models3D/Model3D/Geometry/CartRefSystem/NormOrientationVector/Y/1/0
Parent:	[IRI] https://admin-shell.io/idta/Models3D/Model3D/Geometry/CartRefSystem/NormOrientationVector/1/0 NormOrientationVector
Explanation:	Y component of the norm vector. Always state the unit.




Figure 107: [Prop] Z

Table 99: [Prop] Z

idShort:	Z
Class:	Property [Prop] [Double]
semanticId:	[IRI] https://admin-shell.io/idta/Models3D/Model3D/Geometry/CartRefSystem/NormOrientationVector/Z/1/0
Parent:	[IRI] https://admin-shell.io/idta/Models3D/Model3D/Geometry/CartRefSystem/NormOrientationVector/1/0 NormOrientationVector
Explanation:	Z component of the norm vector. Always state the unit.

2.3 Predefined ValueLists

This chapter contains the detailed description of predefined values that should be used for the properties in the SM. The values are grouped into value lists with the same name as the corresponding properties.

Figure 108 shows the overview of the Value Lists for the [SM] “Model3D”.

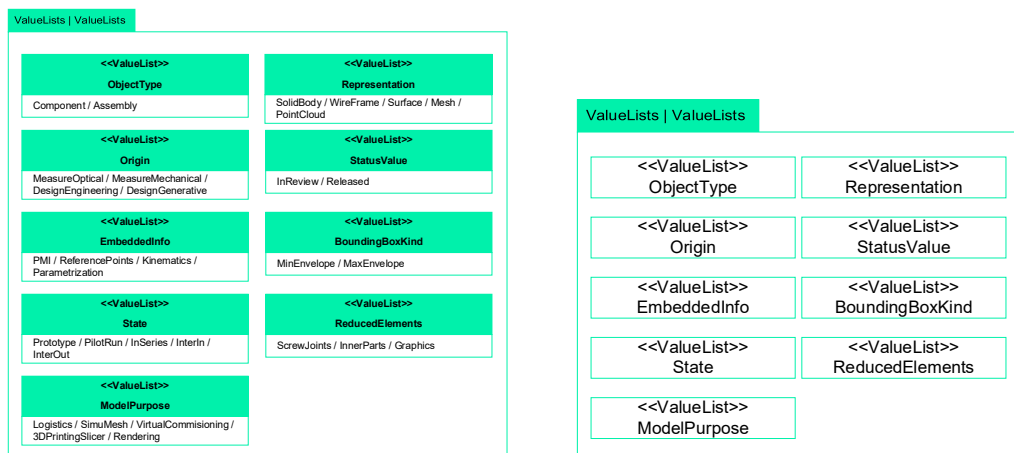


Figure 108: Predefined ValueLists – Overview

<<ValueList>> ObjectType
Component / Assembly

Figure 109: ValueList – ObjectType

Table 100: ValueList – ObjectType

idShort:	ObjectType	
Class:	Property [Prop] [String]	
semanticId:	[IRI] https://admin-shell.io/idta/Models3D/Model3D/Capability/ObjectType/1/0	
Parent:	[IRI] https://admin-shell.io/idta/Models3D/Model3D/Capability/1/0 Capability	
Explanation:	Object type in terms of CAD structure.	
-	-	semanticId = [idType]value
Preferred Name	Description@en	Dictionary / Classification System
Component	The 3D model file represents a single component.	[n/a] n/a
Assembly	The 3D model file represents an assembly of assemblies or single components.	[n/a] n/a



Figure 111: ValueList – EmbeddedInfo

Table 102: ValueList – EmbeddedInfo

idShort:	EmbeddedInfo	
Class:	Property [Prop] [String]	
semanticId:	[IRI] https://admin-shell.io/idta/Models3D/Model3D/Capability/EmbeddedInfo/1/0	
Parent:	[IRI] https://admin-shell.io/idta/Models3D/Model3D/Capability/1/0 Capability	
Explanation:	Further information that are embedded in the 3D model file itself.	
-	-	semanticId = [idType]value
Preferred Name	Description@en	Dictionary / Classification System
PMI	PMI (product and manufacturing information) are embedded in the model file.	[n/a] n/a
ReferencePoints	Reference points are embedded in the model file.	[n/a] n/a
Kinematics	Model has axis with degrees of freedom that are intended for kinematics.	[n/a] n/a
Parametrization	At least one geometric parameter is intended to be set by a parametrization rule.	[n/a] n/a




Figure 112: ValueList – State

Table 103: ValueList – State

idShort:	State	
Class:	Property [Prop] [String]	
semanticId:	[IRI] https://admin-shell.io/idta/Models3D/Model3D/Capability/State/1/0	
Parent:	[IRI] https://admin-shell.io/idta/Models3D/Model3D/Capability/1/0 Capability	
Explanation:	State in the products lifecycle which is represented by the model.	
-	-	semanticId = [idType]value
Preferred Name	Description@en	Dictionary / Classification System
Prototype	The 3D model file represents a prototype state of the product.	[n/a] n/a
PilotRun	The 3D model file represents a pilot run state of the product.	[n/a] n/a
InSeries	The 3D model file represents the series state of the product.	[n/a] n/a
InterIn	The 3D model file represents an input state of an intermediate process (e.g., manufacturing).	[n/a] n/a
InterOut	The 3D model file represents an output state of an intermediate process (e.g., manufacturing).	[n/a] n/a




Figure 113: ValueList – ModelPurpose

Table 104: ValueList – ModelPurpose

idShort:	ModelPurpose (PosModelPurpose / NegModelPurpose)	
Class:	Property [Prop] [String]	
semanticId:	[IRI] https://admin-shell.io/idta/Models3D/Model3D/Capability/PosModelPurpose/1/0 [IRI] https://admin-shell.io/idta/Models3D/Model3D/Capability/NegModelPurpose/1/0	
Parent:	[IRI] https://admin-shell.io/idta/Models3D/Model3D/Capability/1/0 Capability	
Explanation:	Information about the intended purpose and usage (positive and negative) of the model.	
-	-	semanticId = [idType]value
Preferred Name	Description@en	Dictionary / Classification System
Logistics	The model file is/is not suitable for a logistics purpose.	[n/a] n/a
SimuMesh	The model file is/is not suitable to be meshed and used in a numerical simulation.	[n/a] n/a
VirtualCommissioning	The model file is/is not suitable to do virtual commissioning.	[n/a] n/a
3DPrintingSlicer	The model file is/is not suitable to be sliced and used for a 3D printing.	[n/a] n/a
Rendering	The model file is/is not suitable to be used for a rendering.	[n/a] n/a




Figure 114: ValueList – ReducedElements

Table 105: ValueList – ReducedElements

idShort:	ReducedElements	
Class:	Property [Prop] [String]	
semanticId:	[IRI] https://admin-shell.io/idta/Models3D/Model3D/Capability/ReducedElements/1/0	
Parent:	[IRI] https://admin-shell.io/idta/Models3D/Model3D/Capability/1/0 Capability	
Explanation:	Information about what elements were reduced, in comparison to the model this model was derived from.	
-	-	semanticId = [idType]value
Preferred Name	Description@en	Dictionary / Classification System
ScrewJoints	In comparison to the 3D model this model was derived from (see [Ref] DerivedFrom), screw joints were reduced.	[n/a] n/a
InnerParts	In comparison to the 3D model this model was derived from (see [Ref] DerivedFrom), inner parts were reduced.	[n/a] n/a
Graphics	In comparison to the 3D model this model was derived from (see [Ref] DerivedFrom), graphics were reduced.	[n/a] n/a



Figure 115: ValueList – StatusValue

Table 106: ValueList – StatusValue

idShort:	StatusValue	
Class:	Property [Prop] [String]	
semanticId:	[IRI] https://admin-shell.io/idta/Models3D/Model3D/File/FileVersion/StatusValue/1/0	
Parent:	[IRI] https://admin-shell.io/idta/Models3D/Model3D/File/FileVersion/1/0 FileVersion	
Explanation:	Each file version represents a point in time in the file lifecycle. This status value refers to the milestones in the file lifecycle.	
-	-	semanticId = [idType]value
Preferred Name	Description@en	Dictionary / Classification System
InReview	The file is currently in the review process.	[IRDI] 0173-1#07-ABZ640#001 IDTA 02004-1-2
Released	The file is released.	[IRDI] 0173-1#07-ABZ641#001 IDTA 02004-1-2



Figure 117: ValueList – BoundingBoxKind

Table 108: ValueList – BoundingBoxKind

idShort:	BoundingBoxKind	
Class:	Property [Prop] [String]	
semanticId:	[IRI] https://admin-shell.io/idta/Models3D/Model3D/Geometry/CartBoundingBox/BoundingBoxKind/1/0	
Parent:	[IRI] https://admin-shell.io/idta/Models3D/Model3D/Geometry/CartBoundingBox/1/0 CartBoundingBox	
Explanation:	Information about the kind of bounding box.	
-	-	semanticId = [idType]value
Preferred Name	Description@en	Dictionary / Classification System
MinEnvelope	The bounding box defines a cartesian minimum envelope around the 3D model.	[n/a] n/a
MaxEnvelope	The bounding box defines a cartesian maximum envelope around the 3D model.	[n/a] n/a

2.4 Common SubmodelElements [SME] within SMT Provision of 3D Models

This chapter contains the detailed description of SMEs that are reused – on a conceptual level, not on a modeling level – within the [SM] “Models3D”. Figure 118 shows the overview of the Common SME for the [SM] “Model3D”.

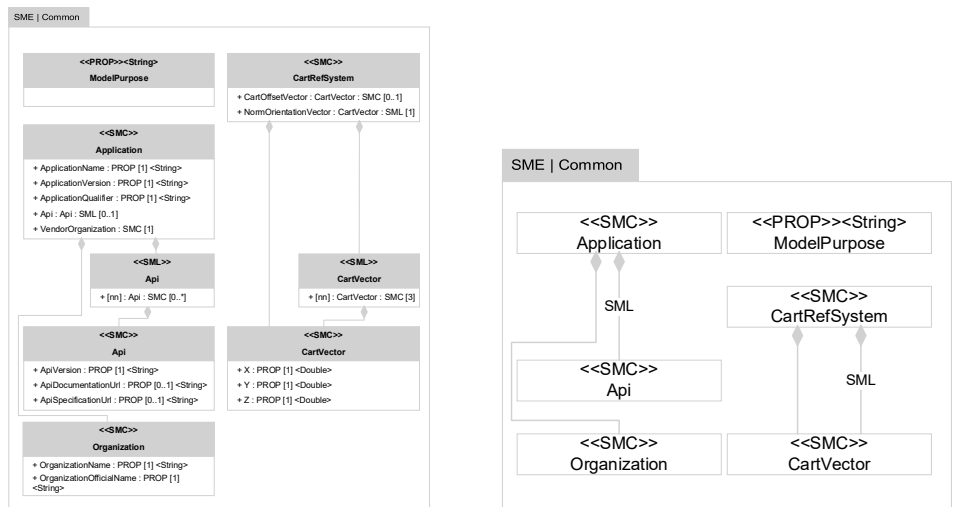


Figure 118: Common SubmodelElements [SME] within [SMT] Provision of 3D Models – Overview




Figure 119: CommonSubmodelElement [SMC] Application

Table 109: CommonSubmodelElement [SMC] Application

idShort:	Application		
Class:	SubmodelElementCollection [SMC]		
semanticId:	[IRI] https://admin-shell.io/idta/CommonClasses/Application/1/0		
Parent:	[IRI] https://admin-shell.io/idta/CommonClasses/1/0 CommonClasses		
Explanation:	Information about the application.		
[SME type]	semanticId = [idType]value	[valueType]	card.
idShort	Description@en	example	
[Prop] ApplicationName	[IRI] https://admin-shell.io/idta/CommonClasses/Application/ApplicationName/1/0 Name of the application.	[String] STEP	1
[Prop] ApplicationVersion	[IRI] https://admin-shell.io/idta/CommonClasses/Application/ApplicationVersion/1/0 Version of the application.	[String] SP242	1
[Prop] ApplicationQualifier	[IRI] https://admin-shell.io/idta/CommonClasses/Application/ApplicationQualifier/1/0 Unique qualifier of the application.	[String] STEP-2.03	1
[SML] Api	[IRI] https://admin-shell.io/idta/CommonClasses/Application/Api/1/0 Information about how the application programming interfaces (APIs) of the application is defined.	[[SMC] Api]	0..*
[SMC] VendorOrganization	[IRI] https://admin-shell.io/idta/CommonClasses/Application/VendorOrganization/1/0 Information about the tool vendor organization.	[[SMC] Organization]	1



Figure 120: CommonSubmodelElement [Prop] ApplicationName

Table 110: CommonSubmodelElement [Prop] ApplicationName

idShort:	ApplicationName
Class:	Property [Prop] [String]
semanticId:	[IRI] https://admin-shell.io/idta/CommonClasses/ApplicationName/1/0
Parent:	[IRI] https://admin-shell.io/idta/CommonClasses/1/0 CommonClasses
Explanation:	Name of the application.



Figure 121: CommonSubmodelElement [Prop] ApplicationVersion

Table 111: CommonSubmodelElement [Prop] ApplicationVersion

idShort:	ApplicationVersion
Class:	Property [Prop] [String]
semanticId:	[IRI] https://admin-shell.io/idta/CommonClasses/ApplicationVersion/1/0
Parent:	[IRI] https://admin-shell.io/idta/CommonClasses/1/0 CommonClasses
Explanation:	Version of the application.



Figure 122: CommonSubmodelElement [Prop] ApplicationQualifier

Table 112: CommonSubmodelElement [Prop] ApplicationQualifier

idShort:	ApplicationQualifier
Class:	Property [Prop] [String]
semanticId:	[IRI] https://admin-shell.io/idta/CommonClasses/ApplicationQualifier/1/0
Parent:	[IRI] https://admin-shell.io/idta/CommonClasses/1/0 CommonClasses
Explanation:	Unique qualifier of the application.




Figure 123: CommonSubmodelElement [SMC] Api

Table 113: CommonSubmodelElement [SMC] Api

idShort:	Api		
Class:	SubmodelElementCollection [SMC]		
semanticId:	[IRI] https://admin-shell.io/idta/CommonClasses/Api/1/0		
Parent:	[IRI] https://admin-shell.io/idta/CommonClasses/1/0 CommonClasses		
Explanation:	Information about how the application programming interfaces (APIs) of the application is defined.		
[SME type]	semanticId = [idType]value	[valueType]	card.
idShort	Description@en	example	
[Prop] ApiVersion	[IRI] https://admin-shell.io/idta/CommonClasses/Api/ApiVersion/1/0 Description of the version of the API	[String] OpenAPI Specification – Version 3.0.1	1
[Prop] ApiDocumentationUrl	[IRI] https://admin-shell.io/idta/CommonClasses/Api/ApiDocumentationUrl/1/0 Link to the documentation of the API.	[String] https://learn.openapis.org/	0..1
[Prop] ApiSpecificationUrl	[IRI] https://admin-shell.io/idta/CommonClasses/Api/ApiSpecificationUrl/1/0 Link to the specification of the API.	[String] https://github.com/OAI/OpenAPI-Specification/blob/main/versions/3.0.1.md	0..1




Figure 124: CommonSubmodelElement [Prop] ApiVersion

Table 114: CommonSubmodelElement [Prop] ApiVersion

idShort:	ApiVersion
Class:	Property [Prop] [String]
semanticId:	[IRI] https://admin-shell.io/idta/CommonClasses/Api/ApiVersion/1/0
Parent:	[IRI] https://admin-shell.io/idta/CommonClasses/Api/1/0 Api
Explanation:	Description of the version of the API




Figure 125: CommonSubmodelElement [Prop] ApiDocumentationUrl

Table 115: CommonSubmodelElement [Prop] ApiDocumentationUrl

idShort:	ApiDocumentationUrl
Class:	Property [Prop] [String]
semanticId:	[IRI] https://admin-shell.io/idta/CommonClasses/Api/ApiVersion/ApiDocumentationUrl/1/0
Parent:	[IRI] https://admin-shell.io/idta/CommonClasses/Api/1/0 Api
Explanation:	Link to the specification of the API.



Figure 126: CommonSubmodelElement [Prop] ApiSpecificationUrl

Table 116: CommonSubmodelElement [Prop] ApiSpecificationUrl

idShort:	ApiSpecificationUrl
Class:	Property [Prop] [String]
semanticId:	[IRI] https://admin-shell.io/idta/CommonClasses/Api/ApiSpecificationUrl/1/0
Parent:	[IRI] https://admin-shell.io/idta/CommonClasses/Api/1/0 Api
Explanation:	Link to the documentation of the API.

**Figure 127: CommonSubmodelElement [SMC] Organization****Table 117: CommonSubmodelElement [SMC] Organization**

idShort:	Organization		
Class:	SubmodelElementCollection [SMC]		
semanticId:	[IRI] https://admin-shell.io/idta/CommonClasses/Organization/1/0		
Parent:	[IRI] https://admin-shell.io/idta/CommonClasses/1/0 CommonClasses		
Explanation:	Information about the organization in general.		
[SME type]	semanticId = [idType]value	[valueType]	card.
idShort	Description@en	example	
[Prop] OrganizationName	[IRI] https://admin-shell.io/idta/CommonClasses/Organization/OrganizationName/1/0 Short name of the organization.	[String] IDTA	1
[Prop] OrganizationOfficialName	[IRI] https://admin-shell.io/idta/CommonClasses/Organization/OrganizationOfficialName/1/0 Official name of the organization.	[String] Industrial Digital Twin Association e. V.	1



Figure 128: CommonSubmodelElement [Prop] OrganizationName

Table 118: CommonSubmodelElement [Prop] OrganizationOfficialName

idShort:	OrganizationName
Class:	Property [Prop] [String]
semanticId:	[IRI] https://admin-shell.io/idta/CommonClasses/OrganizationName/1/0
Parent:	[IRI] https://admin-shell.io/idta/CommonClasses/1/0 CommonClasses
Explanation:	Short name of the organization.



Figure 129: CommonSubmodelElement [Prop] OrganizationOfficialName

Table 119: CommonSubmodelElement [Prop] OrganizationOfficialName

idShort:	OrganizationOfficialName
Class:	Property [Prop] [String]
semanticId:	[IRI] https://admin-shell.io/idta/CommonClasses/OrganizationOfficialName/1/0
Parent:	[IRI] https://admin-shell.io/idta/CommonClasses/1/0 CommonClasses
Explanation:	Official name of the organization.





Figure 130: CommonSubmodelElement [Prop] ModelPurpose

Table 120: CommonSubmodelElement [Prop] ModelPurpose

idShort:	ModelPurpose
Class:	Property [Prop] [String]
semanticId:	[IRI] https://admin-shell.io/idta/CommonClasses/ModelPurpose/1/0
Parent:	[IRI] https://admin-shell.io/idta/CommonClasses/1/0 CommonClasses
Explanation:	Information about the intended purpose and usage (positive and negative) of the model.

**Figure 131: CommonSubmodelElement [SMC] CartRefSystem****Table 121: CommonSubmodelElement [SMC] CartRefSystem**

idShort:	CartRefSystem		
Class:	SubmodelElementCollection [SMC]		
semanticId:	[IRI] https://admin-shell.io/idta/CommonClasses/CartRefSystem/1/0		
Parent:	[IRI] https://admin-shell.io/idta/CommonClasses/1/0 CommonClasses		
Explanation:	Cartesian reference system.		
[SME type]	semanticId = [idType]value	[valueType]	card.
idShort	Description@en	example	
[SMC] CartOffsetVector	[IRI] https://admin-shell.io/idta/CommonClasses/CartRefSystem/CartOffsetVector/1/0 Cartesian offset vector of the cartesian reference system.	[[SMC] CartVector]	0..1
[SMC] NormOrientationVector	[IRI] https://admin-shell.io/idta/CommonClasses/CartRefSystem/NormOrientationVector/1/0 Cartesian norm vector of the cartesian reference system.	[[SMC] CartVector]	1




Figure 132: CommonSubmodelElement [SMC] CartVector

Table 122: CommonSubmodelElement [SMC] CartVector

idShort:	CartVector		
Class:	SubmodelElementCollection [SMC]		
semanticId:	[IRI] https://admin-shell.io/idta/CommonClasses/CartVector/1/0		
Parent:	[IRI] https://admin-shell.io/idta/CommonClasses/1/0 CommonClasses		
Explanation:	General cartesian vector.		
[SME type]	semanticId = [idType]value	[valueType]	card.
idShort	Description@en	example	
[Prop] X	[IRI] https://admin-shell.io/idta/CommonClasses/CartOffsetVector/X/1/0 X component of the cart vector. Always state the unit.	[Double] 42	1
[Prop] Y	[IRI] https://admin-shell.io/idta/CommonClasses/CartOffsetVector/Y/1/0 Y component of the cart vector. Always state the unit.	[Double] 42	1
[Prop] Z	[IRI] https://admin-shell.io/idta/CommonClasses/CartOffsetVector/Z/1/0 Z component of the cart vector. Always state the unit.	[Double] 42	1



Figure 133: CommonSubmodelElement [Prop] X

Table 123: CommonSubmodelElement [Prop] X

idShort:	X
Class:	Property [Prop] [Double]
semanticId:	[IRI] https://admin-shell.io/idta/CommonClasses/X/1/0
Parent:	[IRI] https://admin-shell.io/idta/CommonClasses/1/0 CommonClasses
Explanation:	X component of the cart vector. Always state the unit.




Figure 134: CommonSubmodelElement [Prop] Y

Table 124: CommonSubmodelElement [Prop] Y

idShort:	Y
Class:	Property [Prop] [Double]
semanticId:	[IRI] https://admin-shell.io/idta/CommonClasses/Y/1/0
Parent:	[IRI] https://admin-shell.io/idta/CommonClasses/1/0 CommonClasses
Explanation:	Y component of the cart vector. Always state the unit.



Figure 135: CommonSubmodelElement [Prop] Z

Table 125: CommonSubmodelElement [Prop] Z

idShort:	Z
Class:	Property [Prop] [Double]
semanticId:	[IRI] https://admin-shell.io/idta/CommonClasses/Z/1/0
Parent:	[IRI] https://admin-shell.io/idta/CommonClasses/1/0 CommonClasses
Explanation:	Z component of the cart vector. Always state the unit.

Annex A. Explanations on used table formats

1. General

The used tables in this document try to outline information as concise as possible. They do not convey all information on Submodels and SubmodelElements. For this purpose, the definitive definitions are given by a separate file in form of an AASX file of the Submodel template and its elements.

2. Tables on Submodels and SubmodelElements

For clarity and brevity, a set of rules is used for the tables for describing Submodels and SubmodelElements.

- The tables follow in principle the same conventions as in [5].
- The table heads abbreviate 'cardinality' with 'card'.
- The tables often place two informations in different rows of the same table cell. In this case, the first information is marked out by sharp brackets [] from the second information. A special case are the semanticIds, which are marked out by the format: (type)(local)[idType]value.
- The types of SubmodelElements are abbreviated:

SME type	SubmodelElement type
Prop	Property
MLP	MultiLanguageProperty
Range	Range
Range	Range
Ent	Entity
Evt	Event
File	File
Blob	Blob
Opr	Operation
Ref	ReferenceElement
Rel	RelationshipElement
SM	Submodel
SMC	SubmodelElementCollection
SML	SubmodelElementList

- If an idShort ends with '{00}', this indicates a suffix of the respective length (here: 2) of decimal digits, in order to make the idShort unique. A different idShort might be chosen, as long as it is unique in the parent's context.
- The Keys of semanticId in the main section feature only idType and value, such as: [IRI]https://admin-shell.io/vdi/2770/1/0/DocumentId/Id. The attributes "type" and "local" (typically "ConceptDescription" and "(local)" or "GlobalReference" and "(no-local)") need to be set accordingly; see [6].
- If a table does not contain a column with "parent" heading, all represented attributes share the same parent. This parent is denoted in the head of the table.
- Multi-language strings are represented by the text value, followed by '@'-character and the ISO 639 language code: example@EN.
- The [valueType] is only given for Properties.

Annex B. Application guidelines and scenarios

To make the implementation of the SMT IDTA 02026-1-0 “Provision of 3D Models” easier, and to show what was the intention of the working group while designing the [SM] “Models3D”, this chapter will give guidelines and scenarios how to apply the [SM] “Models3D”.

1. Guidelines

This chapter includes guidelines of what is recommended and what should be avoided by applying the [SM] “Models3D”.

1.1. Avoid providing more 3D model files than necessary

To avoid unnecessary data exchange, it is not recommended to provide all available file formats and versions at once within:

- [SMC] FileVersion
 - Table 9
 - [IRI] <https://admin-shell.io/idta/Models3D/Model3D/File/FileVersion/1/0>

It is recommended to exchange only the file versions that are needed. And to link to an external file source if necessary. This could e.g., be done by the selection of:

- [Prop] FileVersionId
 - Table 12
 - [IRI] <https://admin-shell.io/idta/Models3D/Model3D/File/FileVersion/FileVersionId/1/0>
- [Prop] StatusValue
 - Table 13
 - [IRI] <https://admin-shell.io/idta/Models3D/Model3D/File/FileVersion/StatusValue/1/0>
- [Prop] SetDate
 - Table 14
 - [IRI] <https://admin-shell.io/idta/Models3D/Model3D/File/FileVersion/SetDate/1/0>
- [Prop] ApplicationName
 - Table 34
 - [IRI] <https://admin-shell.io/idta/Models3D/Model3D/File/FileVersion/SourceApplication/ApplicationName/1/0>
- [Prop] ApplicationVersion
 - Table 35
 - [IRI] <https://admin-shell.io/idta/Models3D/Model3D/File/FileVersion/SourceApplication/ApplicationVersion/1/0>
- [Prop] ApplicationQualifier
 - Table 36
 - [IRI] <https://admin-shell.io/idta/Models3D/Model3D/File/FileVersion/SourceApplication/ApplicationQualifier/1/0>

1.2. Avoid redefining geometric information

Don't overload the geometry [SMC] Geometry (Table 73) by redefining too much elements already defined in the 3D model file. Define:

- [SMC] CartBoundingBox
 - Table 76
 - [IRI] <https://admin-shell.io/idta/Models3D/Model3D/Geometry/CartBoundingBox/1/0>

- [SMC] CartRefSystem
 - Table 78
 - [IRI] <https://admin-shell.io/idta/Models3D/Model3D/Geometry/CartRefSystem/1/0>

only if it is reasonable for the intended use cases, e.g., to check quick if the Asset suits a transport box without having or opening the 3D model file. Or providing geometric information about some interfaces.

Annex C. Backlog

This Annex C includes Table 126 that shows the backlog containing issues elaborated and consolidated during the working group meetings across all releases and meetings of the SMT IDTA 02026 “Provision of 3D Models”. This backlog is the basis for the [SM] development. It should provide an overview of what topics:

- were discussed,
- are addressed in which release and to what depth,
- are not part of this [SM] and why.

Table 126: Backlog

Issue	Description	Addressed
3D model file provision	Should include 3D model file, description of the model format and version information. Orientated on SMT IDTA 02004-1-2 “Handover Documentation” with [SM] “HandoverDocumentation” and SMT IDTA 02005-1-0 “Provision of Simulation Models” with [SM] “SimulationModels”.	V1
Purpose / Capability / Level of Detail	Description of what is the 3D model I have in front of me capable of. Can it be used for e.g., 3D printing, or kinetics? Was the Level-Of-Detail reduced e.g., due to performance reasons? Model Purpose orientated on SMT IDTA 02005-1-0 “Provision of Simulation Models”	V1
Configurators / Parameterization	Should not include configuration logic. Should include information to retrieve a specific configuration from a server. Moved to [SMC] ExternalFile Suits also the scope of SMT IDTA 02003-1-2 “Generic Frame for Technical Data for Industrial Equipment in Manufacturing” with [SM] “TechnicalData”	V1
Fast Integration	Plug and Play in CAX/PDM Environment. General requirement.	-
Placement aid / installation spaces / reference coordinate systems (with center of gravity)	Should not redefine too many features of the 3D model files itself. Should include basic set of SMCs to describe a bounding box and, if necessary, reference points. VDMA working group has proposed some parameters in elaboration with ECLASS.	V1 (basic coordinate System)
Versioning / Change Management / Release	Are the meta information in the [SM] and the 3D model file up to date? General topic for all SM.	-
Transfer parameters / references / continuity / automatability between [SM] / AAS	E.g., use 3D Model file in simulation environment, link piping and instrumentation diagram (PID) with bill of materials (BOM) General topic. First use cases elaborate in SMT IDTA 02005-1-0 “Provision of Simulation Models”. Split further and evaluate in future [SM] development.	-
Product and manufacturing information (PMI)	Definition about the scope within this [SM] are required. PMIs are part of the 3D model file itself.	V1 (Info if PMI is available)

Issue	Description	Addressed
Virtual Commissioning	What do I expect from 3D Model files and meta data during virtual commissioning? E.g., includes the 3D Model kinematics? Addressed strongly by SMT IDTA 02005-1-0 "Provision of Simulation Models".	V1 (Info if suitable for purpose)
Kinematics	What axis offers which degree of freedom? What is the no. of coordinate systems? Support during integration.	V1 (Info if kinematics are available)
Measurement behavior	Main scope in in SMT IDTA 02029-1-0 "Sensor 4.0"	-
Data integrity and billing	Intellectual property (IP) protection e.g. with non-fungible tokens (NFT). Authentication to support billing and monetization. General topic: belongs to AAS Meta Model (authenticity / encryption)	-
Predesign / Screening	How do I quickly find the suitable model? Search process usually starts with technical requirements and not with 3D model file. Main scope in SMT IDTA 02003-1-2 "Generic Frame for Technical Data for Industrial Equipment in Manufacturing" Addressed by IDTA Task Force "Discovery" Not part of IDTA SMT 020026 "Provision of 3D Models"	-
Domain (+Contact)	Direct contact to specialized department. Concept addressed by SMT IDTA 02005-1-0 "Provision of Simulation Models" and SMT IDTA 02002-1-0 "Submodel for Contact Information". Dedicated contact in IDTA SMT 020026 "Provision of 3D Models" not desirable.	-
Equipment labeling tag (BMK)	Betriebsmittelkennzeichen (BMK) Linkage of 3D Model, to piping and instrumentation diagram (PID) and bill of materials (BOM).	-
Companion files	Provides e.g., Wavefront file format (*.obj and companion *.mtl) for basic material inside applications.	-
Interfaces	Where are interfaces located geometrically?	V1 (basic coordinate System)
ISO GPS	ISO 14638 Geometrical product specifications (GPS) should be addressed. Part of the 3D model file or a 2D model derivation.	-

Annex D. Diagrams

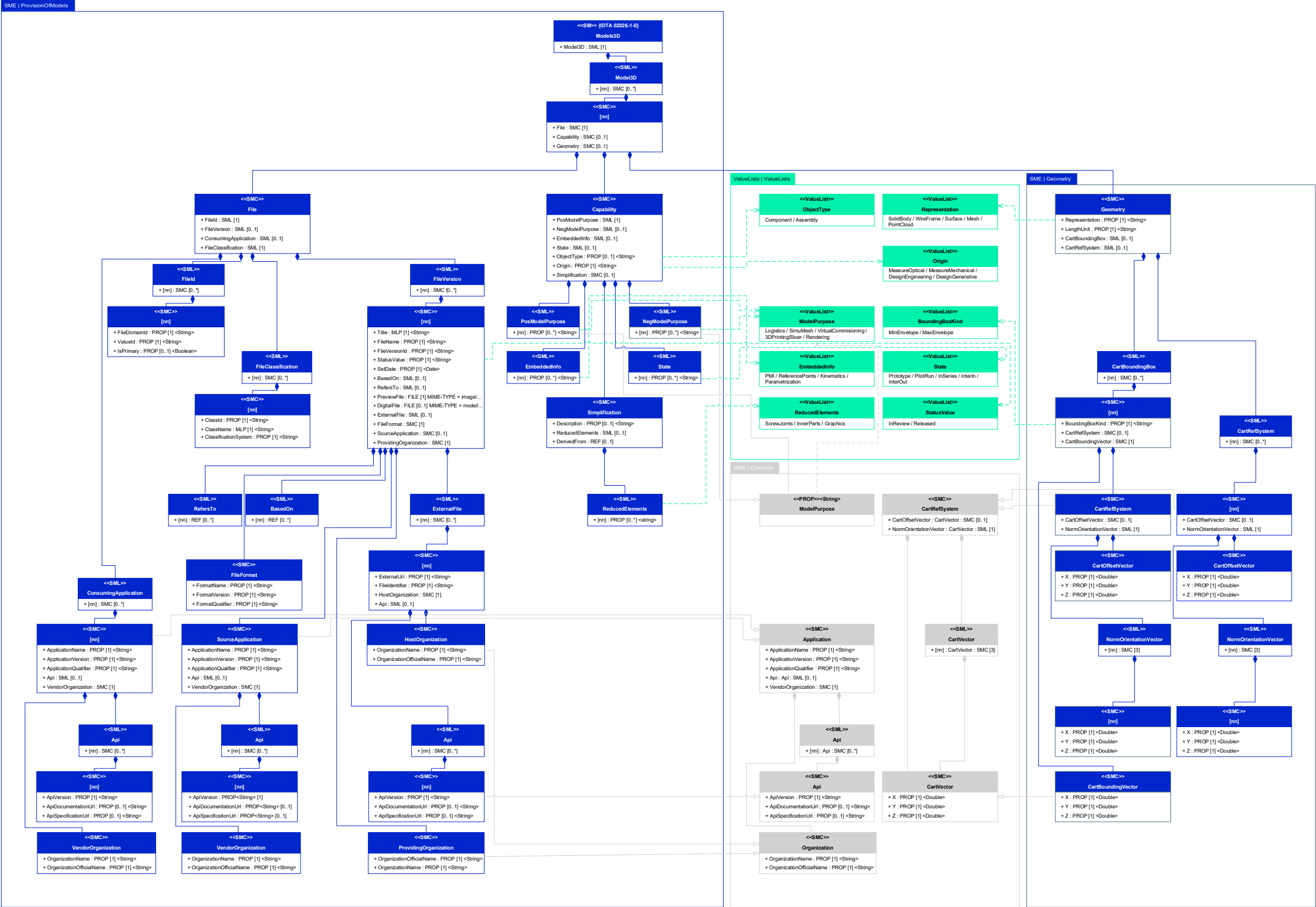


Figure 136: UML | SMT IDTA 02026-1-0 Provision of 3D Models – enlarged

Bibliography

- [1] "Recommendations for implementing the strategic initiative INDUSTRIE 4.0", acatech, April 2013. [Online]. Available <https://www.acatech.de/Publikation/recommendations-for-implementing-the-strategic-initiative-industrie-4-0-final-report-of-the-industrie-4-0-working-group/>
- [2] "Implementation Strategy Industrie 4.0: Report on the results of the Industrie 4.0 Platform"; BITKOM e.V. / VDMA e.V., /ZVEI e.V., April 2015. [Online]. Available: <https://www.bitkom.org/noindex/Publikationen/2016/Sonstiges/Implementation-Strategy-Industrie-40/2016-01-Implementation-Strategy-Industrie40.pdf>
- [3] "The Structure of the Administration Shell: TRILATERAL PERSPECTIVES from France, Italy and Germany", March 2018, [Online]. Available: <https://www.plattform-i40.de/I40/Redaktion/EN/Downloads/Publikation/hm-2018-trilaterale-coop.html>
- [4] "Beispiele zur Verwaltungsschale der Industrie 4.0-Komponente – Basisteil (German)"; ZVEI e.V., Whitepaper, November 2016. [Online]. Available: <https://www.zvei.org/presse-medien/publikationen/beispiele-zur-verwaltungsschale-der-industrie-40-komponente-basisteil/>
- [5] "Verwaltungsschale in der Praxis. Wie definiere ich Teilmodelle, beispielhafte Teilmodelle und Interaktion zwischen Verwaltungsschalen (in German)", Version 1.0, April 2019, Plattform Industrie 4.0 in Kooperation mit VDE GMA Fachausschuss 7.20, Federal Ministry for Economic Affairs and Energy (BMWi), Available: <https://www.plattform-i40.de/PI40/Redaktion/DE/Downloads/Publikation/2019-verwaltungsschale-in-der-praxis.html>
- [6] "Details of the Asset Administration Shell; Part 1 - The exchange of information between partners in the value chain of Industrie 4.0 (Version 3.0RC01)", November 2020, [Online]. Available: <https://www.plattform-i40.de/PI40/Redaktion/EN/Downloads/Publikation/Details-of-the-Asset-Administration-Shell-Part1.html>

www.industrialdigitaltwin.org